

Write your name here

Surname

Other names

Centre Number

Candidate Number

Edexcel GCE

Chemistry

Advanced

**Unit 6B: Chemistry Laboratory Skills II
Alternative**

Tuesday 7 June 2011 – Morning

Time: 1 hour 15 minutes

Paper Reference

6CH08/01

Candidates may use a calculator.

Total Marks

Instructions

- Use **black** ink or ball-point pen.
- **Fill in the boxes** at the top of this page with your name, centre number and candidate number.
- Answer **all** questions.
- Answer the questions in the spaces provided – *there may be more space than you need.*

Information

- The total mark for this paper is 50.
- The marks for **each** question are shown in brackets – *use this as a guide as to how much time to spend on each question.*
- You will be assessed on your ability to organise and present information, ideas, descriptions and arguments clearly and logically, including your use of grammar, punctuation and spelling.
- A Periodic Table is printed on the back cover of this paper.

Advice

- Read each question carefully before you start to answer it.
- Keep an eye on the time.
- Try to answer every question.
- Check your answers if you have time at the end.

Turn over ►

P38481A

©2011 Edexcel Limited.

7/7/5/2/



edexcel 
advancing learning, changing lives

Answer ALL the questions. Write your answers in the spaces provided.

1 Solid **W** is a blue salt containing a transition metal complex cation and one anion.

(a) Give the formulae of **two** different transition metal ions which can form blue complex cations.

(2)

(b) Complete the following table.

	Test	Observation	Inference(s)	
(i)	Heat compound W	Water	(1)
(ii)	Test any gas evolved with moist red litmus paper.	Red litmus paper turns blue	(1)

(iii) Suggest **two** sources of the water which was given off when a pure dry sample of **W** was heated.

(2)

(c) The following tests are carried out on **separate** portions of an aqueous solution of **W**.

Complete the table.

Note: in the third column, the **formula** of the ion, molecule or compound giving rise to the observation is required.

	Test	Observation	Formula	
(i)	Add concentrated hydrochloric acid slowly, -coloured precipitate	$\text{Cu}(\text{OH})_2$	(1)
	until in excess.	green-yellow solution	(1)
(ii)	Acidify with dilute hydrochloric acid and then add barium chloride solution.	white precipitate	(1)
(iii)	Add dilute sulfuric acid until the solution is pale blue; then add potassium iodide solution.	white precipitate	(1)
		in a brown solution	(1)




(d) Suggest the **formula** of the complex cation in an aqueous solution of compound W.

(1)

(Total for Question 1 = 12 marks)



- 2 The tertiary halogenoalkane 2-chloro-2-methylpropane reacts with hydroxide ions in solution as follows:



The progress of the reaction can be followed by titrating the reaction mixture with a solution of hydrochloric acid of known concentration.

In an experiment designed to determine the order of the reaction, the following procedure was used.

1. 250 cm³ of an ethanolic solution of 2-chloro-2-methylpropane, of concentration 0.100 mol dm⁻³, was placed in a flask in a water bath at 25 °C. 250 cm³ of aqueous sodium hydroxide solution, also of concentration 0.100 mol dm⁻³, was placed in a similar flask in the same water bath. The temperature of the solutions was allowed to reach 25 °C.
2. A series of conical flasks were prepared, each containing about 40 cm³ of propanone.
3. The reaction was started by mixing the halogenoalkane solution and the sodium hydroxide solution in a large flask in the water bath. A clock was started as the solutions were mixed.
4. At intervals, a 25 cm³ pipette was used to withdraw samples of the reaction mixture. Each sample was added to a flask containing propanone and the time was noted. The propanone slows but does not completely stop the reaction.
5. Each sample was titrated immediately with a solution of hydrochloric acid of concentration 0.0500 mol dm⁻³, using methyl orange as the indicator.

(a) (i) What colour change would you see at the end point of the titration?

(1)

(ii) Explain why it is necessary to titrate the samples **immediately** after they have been withdrawn from the reaction mixture. State the effect, if any, on the titre if this were not done.

(2)



(b) Suggest why it is necessary to use a solvent of aqueous ethanol rather than water alone for this reaction.

(1)

.....

.....

.....


(c) In an experiment which was carried out as described above, the following data were obtained.

Time/min	1	5	12	20	32	49	65
Volume of HCl/cm ³	25.5	22.5	18.5	15.5	11.5	8.0	5.5

(i) Using the axes below, plot a suitable graph of these data.

(2)

Volume of
HCl/cm³



Time/min



- (ii) Show **two** successive half-life measurements on your graph and write their values below.

(2)

First half-life

Second half-life

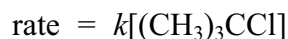
- (iii) Explain how your answers to (ii) show that this reaction is first order.

(1)

- (iv) Give the units of the rate constant for this reaction.

(1)

- (v) Because the initial concentrations of the reactants are the same, it is not possible to tell whether the rate equation is of the form

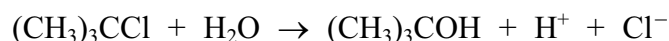


or of the form $\text{rate} = k[\text{OH}^-]$

Suggest a further experiment which could be carried out to show that it is in fact first order with respect to the halogenoalkane.

(2)

- (d) In a further experiment to investigate the hydrolysis, a solution of 2-chloro-2-methylpropane in aqueous ethanol was prepared at room temperature. The pH of this solution was measured at intervals using narrow-range pH paper. The reaction occurring is

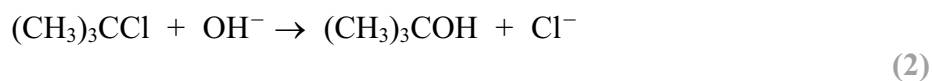


- (i) Suggest what the initial pH of the mixture would be. Justify your answer.

(1)



- (ii) The pH rapidly falls to 2 or lower. Explain why this confirms that the rate of the hydrolysis of 2-chloro-2-methylpropane is independent of the hydroxide ion concentration in the reaction



.....

.....

.....

.....

.....

- (iii) Assuming that the reaction rate follows the rate equation

$$\text{rate} = k[(\text{CH}_3)_3\text{CCl}]$$

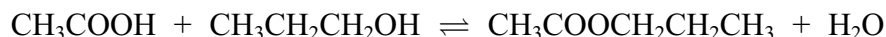
write the equation for the rate-determining step.

(2)

(Total for Question 2 = 17 marks)



- 3 Propyl ethanoate is an ester which has a smell similar to that of bananas or pears. It can be made in the laboratory from propan-1-ol and ethanoic acid. The equation for the reaction is



Procedure

1. Propan-1-ol (50 cm³) and ethanoic acid (50 cm³) are mixed thoroughly in a 250 cm³ round-bottomed flask.
2. Concentrated sulfuric acid (10 cm³) is added drop by drop to the mixture, keeping the contents of the flask well-shaken and cooled in an ice-water bath.
3. When the acid has all been added, a reflux condenser is fitted to the flask and the mixture gently boiled over an electric heating mantle for about 30 minutes.
4. The mixture is cooled, and the apparatus rearranged for distillation. The crude ester (about 60 cm³) is distilled off.
5. The distillate is placed in a separating funnel and shaken with about half its volume of 30% sodium carbonate solution, with the pressure being released at intervals. The lower aqueous layer is then discarded.
6. The crude ester is shaken in a separating funnel with about half its volume of 50% calcium chloride solution, which removes unreacted alcohol. The lower layer is discarded.
7. The ester is run into a clean, dry flask containing some anhydrous calcium chloride and swirled.
8. The ester is filtered into a clean, dry flask, with a few anti-bumping granules, and distilled. The fraction boiling between 100°C and 103°C is collected.

(a) (i) Explain why the concentrated sulfuric acid is added slowly with **cooling**.

(1)

.....

.....

.....

(ii) Explain why the mixture is heated **under reflux** for **about 30 minutes**.

(2)

Under reflux.....

.....

For about 30 minutes.....

.....



(iii) What is the **main** function of the sulfuric acid in this reaction? (1)

(iv) Suggest the identity of **two** impurities that might be present in the crude distillate from step 4. (2)

(v) What data would you need about propyl ethanoate to be sure that the instruction in step 5 to discard the lower layer is correct? (1)

(vi) Step 5 requires that you release the pressure at intervals. Explain why the pressure in the funnel increases. (2)

(vii) Explain why anhydrous calcium chloride is added in step 8 and state how the appearance of the liquid changes when this stage is complete. (2)

(viii) What is the reason for adding anti-bumping granules in step 8? (1)



- (b) (i) Use the data in the table below to show, by calculating the numbers of moles, which reactant is in excess.

(2)

Substance	Density/ g cm^{-3}	Molar mass/ g mol^{-1}
Ethanoic acid	1.05	60.1
Propan-1-ol	0.804	60.1

- (ii) The mass of the ester collected was 35.0 g. Calculate the percentage yield of the ester propyl ethanoate.

Assume the molar mass of propyl ethanoate is 102 g mol^{-1} .

(2)



(c) A student who carried out this experiment, according to the instructions, obtained a product that boiled at 95 °C. The student suspected that the alcohol originally provided was not propan-1-ol, but was 2-methylpropan-2-ol, since that would have given an ester with this boiling temperature.

(i) Draw the structural formula for the ester that is formed from the reaction of ethanoic acid with 2-methylpropan-2-ol.

(1)

(ii) Suggest a simple test-tube experiment that the student could carry out on the original alcohol to see if the suspicion could be correct. Give the reagents used and the expected result for both propan-1-ol and 2-methylpropan-2-ol. Explain why the results are different.

(4)

.....

.....

.....

.....

.....

.....

.....

.....

.....

.....

.....

(Total for Question 3 = 21 marks)

TOTAL FOR PAPER = 50 MARKS



The Periodic Table of Elements

1	2	3	4	5	6	7	0 (8)								
							(18)								
		<table border="1"> <tr> <td>1.0</td> <td>H</td> </tr> <tr> <td>hydrogen</td> <td>1</td> </tr> </table>		1.0	H	hydrogen	1								
1.0	H														
hydrogen	1														
		<table border="1"> <tr> <td>10.8</td> <td>B</td> <td>12.0</td> <td>C</td> </tr> <tr> <td>boron</td> <td>5</td> <td>carbon</td> <td>6</td> </tr> </table>		10.8	B	12.0	C	boron	5	carbon	6				
10.8	B	12.0	C												
boron	5	carbon	6												
		<table border="1"> <tr> <td>27.0</td> <td>Al</td> <td>28.1</td> <td>Si</td> </tr> <tr> <td>aluminium</td> <td>13</td> <td>silicon</td> <td>14</td> </tr> </table>		27.0	Al	28.1	Si	aluminium	13	silicon	14				
27.0	Al	28.1	Si												
aluminium	13	silicon	14												
		<table border="1"> <tr> <td>6.9</td> <td>Li</td> <td>9.0</td> <td>Be</td> </tr> <tr> <td>lithium</td> <td>3</td> <td>beryllium</td> <td>4</td> </tr> </table>		6.9	Li	9.0	Be	lithium	3	beryllium	4				
6.9	Li	9.0	Be												
lithium	3	beryllium	4												
		<table border="1"> <tr> <td>23.0</td> <td>Na</td> <td>24.3</td> <td>Mg</td> </tr> <tr> <td>sodium</td> <td>11</td> <td>magnesium</td> <td>12</td> </tr> </table>		23.0	Na	24.3	Mg	sodium	11	magnesium	12				
23.0	Na	24.3	Mg												
sodium	11	magnesium	12												
		<table border="1"> <tr> <td>39.1</td> <td>K</td> <td>40.1</td> <td>Ca</td> </tr> <tr> <td>potassium</td> <td>19</td> <td>calcium</td> <td>20</td> </tr> </table>		39.1	K	40.1	Ca	potassium	19	calcium	20				
39.1	K	40.1	Ca												
potassium	19	calcium	20												
		<table border="1"> <tr> <td>85.5</td> <td>Rb</td> <td>87.6</td> <td>Sr</td> </tr> <tr> <td>rubidium</td> <td>37</td> <td>strontium</td> <td>38</td> </tr> </table>		85.5	Rb	87.6	Sr	rubidium	37	strontium	38				
85.5	Rb	87.6	Sr												
rubidium	37	strontium	38												
		<table border="1"> <tr> <td>132.9</td> <td>Cs</td> <td>137.3</td> <td>Ba</td> </tr> <tr> <td>caesium</td> <td>55</td> <td>barium</td> <td>56</td> </tr> </table>		132.9	Cs	137.3	Ba	caesium	55	barium	56				
132.9	Cs	137.3	Ba												
caesium	55	barium	56												
		<table border="1"> <tr> <td>[223]</td> <td>Fr</td> <td>[226]</td> <td>Ra</td> </tr> <tr> <td>francium</td> <td>87</td> <td>radium</td> <td>88</td> </tr> </table>		[223]	Fr	[226]	Ra	francium	87	radium	88				
[223]	Fr	[226]	Ra												
francium	87	radium	88												
		<table border="1"> <tr> <td>45.0</td> <td>Sc</td> <td>47.9</td> <td>Ti</td> </tr> <tr> <td>scandium</td> <td>21</td> <td>titanium</td> <td>22</td> </tr> </table>		45.0	Sc	47.9	Ti	scandium	21	titanium	22				
45.0	Sc	47.9	Ti												
scandium	21	titanium	22												
		<table border="1"> <tr> <td>88.9</td> <td>Y</td> <td>91.2</td> <td>Zr</td> </tr> <tr> <td>yttrium</td> <td>39</td> <td>zirconium</td> <td>40</td> </tr> </table>		88.9	Y	91.2	Zr	yttrium	39	zirconium	40				
88.9	Y	91.2	Zr												
yttrium	39	zirconium	40												
		<table border="1"> <tr> <td>138.9</td> <td>La*</td> <td>178.5</td> <td>Hf</td> </tr> <tr> <td>lanthanum</td> <td>57</td> <td>hafnium</td> <td>72</td> </tr> </table>		138.9	La*	178.5	Hf	lanthanum	57	hafnium	72				
138.9	La*	178.5	Hf												
lanthanum	57	hafnium	72												
		<table border="1"> <tr> <td>[227]</td> <td>Ac*</td> <td>[261]</td> <td>Rf</td> </tr> <tr> <td>actinium</td> <td>89</td> <td>rutherfordium</td> <td>104</td> </tr> </table>		[227]	Ac*	[261]	Rf	actinium	89	rutherfordium	104				
[227]	Ac*	[261]	Rf												
actinium	89	rutherfordium	104												
		<table border="1"> <tr> <td>54.9</td> <td>Mn</td> <td>55.8</td> <td>Fe</td> </tr> <tr> <td>manganese</td> <td>25</td> <td>iron</td> <td>26</td> </tr> </table>		54.9	Mn	55.8	Fe	manganese	25	iron	26				
54.9	Mn	55.8	Fe												
manganese	25	iron	26												
		<table border="1"> <tr> <td>[98]</td> <td>Tc</td> <td>101.1</td> <td>Ru</td> </tr> <tr> <td>technetium</td> <td>43</td> <td>ruthenium</td> <td>44</td> </tr> </table>		[98]	Tc	101.1	Ru	technetium	43	ruthenium	44				
[98]	Tc	101.1	Ru												
technetium	43	ruthenium	44												
		<table border="1"> <tr> <td>58.9</td> <td>Co</td> <td>58.9</td> <td>Ni</td> </tr> <tr> <td>cobalt</td> <td>27</td> <td>nickel</td> <td>28</td> </tr> </table>		58.9	Co	58.9	Ni	cobalt	27	nickel	28				
58.9	Co	58.9	Ni												
cobalt	27	nickel	28												
		<table border="1"> <tr> <td>102.9</td> <td>Rh</td> <td>106.4</td> <td>Pd</td> </tr> <tr> <td>rhodium</td> <td>45</td> <td>palladium</td> <td>46</td> </tr> </table>		102.9	Rh	106.4	Pd	rhodium	45	palladium	46				
102.9	Rh	106.4	Pd												
rhodium	45	palladium	46												
		<table border="1"> <tr> <td>192.2</td> <td>Ir</td> <td>195.1</td> <td>Pt</td> </tr> <tr> <td>iridium</td> <td>77</td> <td>platinum</td> <td>78</td> </tr> </table>		192.2	Ir	195.1	Pt	iridium	77	platinum	78				
192.2	Ir	195.1	Pt												
iridium	77	platinum	78												
		<table border="1"> <tr> <td>186.2</td> <td>Re</td> <td>187.0</td> <td>Au</td> </tr> <tr> <td>rhenium</td> <td>75</td> <td>gold</td> <td>79</td> </tr> </table>		186.2	Re	187.0	Au	rhenium	75	gold	79				
186.2	Re	187.0	Au												
rhenium	75	gold	79												
		<table border="1"> <tr> <td>200.6</td> <td>Hg</td> <td>204.4</td> <td>Tl</td> </tr> <tr> <td>mercury</td> <td>80</td> <td>thallium</td> <td>81</td> </tr> </table>		200.6	Hg	204.4	Tl	mercury	80	thallium	81				
200.6	Hg	204.4	Tl												
mercury	80	thallium	81												
		<table border="1"> <tr> <td>126.9</td> <td>I</td> <td>127.6</td> <td>Te</td> </tr> <tr> <td>iodine</td> <td>53</td> <td>tellurium</td> <td>52</td> </tr> </table>		126.9	I	127.6	Te	iodine	53	tellurium	52				
126.9	I	127.6	Te												
iodine	53	tellurium	52												
		<table border="1"> <tr> <td>121.8</td> <td>Sb</td> <td>126.9</td> <td>Te</td> </tr> <tr> <td>antimony</td> <td>51</td> <td>tellurium</td> <td>52</td> </tr> </table>		121.8	Sb	126.9	Te	antimony	51	tellurium	52				
121.8	Sb	126.9	Te												
antimony	51	tellurium	52												
		<table border="1"> <tr> <td>209.0</td> <td>Po</td> <td>[209]</td> <td>Po</td> </tr> <tr> <td>bismuth</td> <td>83</td> <td>polonium</td> <td>84</td> </tr> </table>		209.0	Po	[209]	Po	bismuth	83	polonium	84				
209.0	Po	[209]	Po												
bismuth	83	polonium	84												
		<table border="1"> <tr> <td>207.2</td> <td>Pb</td> <td>207.2</td> <td>Pb</td> </tr> <tr> <td>lead</td> <td>82</td> <td>lead</td> <td>82</td> </tr> </table>		207.2	Pb	207.2	Pb	lead	82	lead	82				
207.2	Pb	207.2	Pb												
lead	82	lead	82												
		<table border="1"> <tr> <td>208.9804</td> <td>Po</td> <td>[209]</td> <td>Po</td> </tr> <tr> <td>polonium</td> <td>84</td> <td>polonium</td> <td>84</td> </tr> </table>		208.9804	Po	[209]	Po	polonium	84	polonium	84				
208.9804	Po	[209]	Po												
polonium	84	polonium	84												
		<table border="1"> <tr> <td>79.9</td> <td>Br</td> <td>79.9</td> <td>Br</td> </tr> <tr> <td>bromine</td> <td>35</td> <td>bromine</td> <td>35</td> </tr> </table>		79.9	Br	79.9	Br	bromine	35	bromine	35				
79.9	Br	79.9	Br												
bromine	35	bromine	35												
		<table border="1"> <tr> <td>72.6</td> <td>Ge</td> <td>72.6</td> <td>Ge</td> </tr> <tr> <td>germanium</td> <td>32</td> <td>germanium</td> <td>32</td> </tr> </table>		72.6	Ge	72.6	Ge	germanium	32	germanium	32				
72.6	Ge	72.6	Ge												
germanium	32	germanium	32												
		<table border="1"> <tr> <td>118.7</td> <td>Sn</td> <td>118.7</td> <td>Sn</td> </tr> <tr> <td>tin</td> <td>50</td> <td>tin</td> <td>50</td> </tr> </table>		118.7	Sn	118.7	Sn	tin	50	tin	50				
118.7	Sn	118.7	Sn												
tin	50	tin	50												
		<table border="1"> <tr> <td>114.8</td> <td>In</td> <td>114.8</td> <td>In</td> </tr> <tr> <td>indium</td> <td>49</td> <td>indium</td> <td>49</td> </tr> </table>		114.8	In	114.8	In	indium	49	indium	49				
114.8	In	114.8	In												
indium	49	indium	49												
		<table border="1"> <tr> <td>69.7</td> <td>Ga</td> <td>69.7</td> <td>Ga</td> </tr> <tr> <td>gallium</td> <td>31</td> <td>gallium</td> <td>31</td> </tr> </table>		69.7	Ga	69.7	Ga	gallium	31	gallium	31				
69.7	Ga	69.7	Ga												
gallium	31	gallium	31												
		<table border="1"> <tr> <td>65.4</td> <td>Zn</td> <td>65.4</td> <td>Zn</td> </tr> <tr> <td>zinc</td> <td>30</td> <td>zinc</td> <td>30</td> </tr> </table>		65.4	Zn	65.4	Zn	zinc	30	zinc	30				
65.4	Zn	65.4	Zn												
zinc	30	zinc	30												
		<table border="1"> <tr> <td>112.4</td> <td>Cd</td> <td>112.4</td> <td>Cd</td> </tr> <tr> <td>cadmium</td> <td>48</td> <td>cadmium</td> <td>48</td> </tr> </table>		112.4	Cd	112.4	Cd	cadmium	48	cadmium	48				
112.4	Cd	112.4	Cd												
cadmium	48	cadmium	48												
		<table border="1"> <tr> <td>107.9</td> <td>Ag</td> <td>107.9</td> <td>Ag</td> </tr> <tr> <td>silver</td> <td>47</td> <td>silver</td> <td>47</td> </tr> </table>		107.9	Ag	107.9	Ag	silver	47	silver	47				
107.9	Ag	107.9	Ag												
silver	47	silver	47												
		<table border="1"> <tr> <td>197.0</td> <td>Au</td> <td>197.0</td> <td>Au</td> </tr> <tr> <td>gold</td> <td>79</td> <td>gold</td> <td>79</td> </tr> </table>		197.0	Au	197.0	Au	gold	79	gold	79				
197.0	Au	197.0	Au												
gold	79	gold	79												
		<table border="1"> <tr> <td>[272]</td> <td>Rg</td> <td>[272]</td> <td>Rg</td> </tr> <tr> <td>roentgenium</td> <td>111</td> <td>roentgenium</td> <td>111</td> </tr> </table>		[272]	Rg	[272]	Rg	roentgenium	111	roentgenium	111				
[272]	Rg	[272]	Rg												
roentgenium	111	roentgenium	111												
		<table border="1"> <tr> <td>110</td> <td>Ds</td> <td>110</td> <td>Ds</td> </tr> <tr> <td>darmstadtium</td> <td>110</td> <td>darmstadtium</td> <td>110</td> </tr> </table>		110	Ds	110	Ds	darmstadtium	110	darmstadtium	110				
110	Ds	110	Ds												
darmstadtium	110	darmstadtium	110												
		<table border="1"> <tr> <td>109</td> <td>Mt</td> <td>109</td> <td>Mt</td> </tr> <tr> <td>meitnerium</td> <td>109</td> <td>meitnerium</td> <td>109</td> </tr> </table>		109	Mt	109	Mt	meitnerium	109	meitnerium	109				
109	Mt	109	Mt												
meitnerium	109	meitnerium	109												
		<table border="1"> <tr> <td>108</td> <td>Hs</td> <td>108</td> <td>Hs</td> </tr> <tr> <td>hassium</td> <td>108</td> <td>hassium</td> <td>108</td> </tr> </table>		108	Hs	108	Hs	hassium	108	hassium	108				
108	Hs	108	Hs												
hassium	108	hassium	108												
		<table border="1"> <tr> <td>107</td> <td>Bh</td> <td>107</td> <td>Bh</td> </tr> <tr> <td>bohrium</td> <td>107</td> <td>bohrium</td> <td>107</td> </tr> </table>		107	Bh	107	Bh	bohrium	107	bohrium	107				
107	Bh	107	Bh												
bohrium	107	bohrium	107												
		<table border="1"> <tr> <td>106</td> <td>Sg</td> <td>106</td> <td>Sg</td> </tr> <tr> <td>seaborgium</td> <td>106</td> <td>seaborgium</td> <td>106</td> </tr> </table>		106	Sg	106	Sg	seaborgium	106	seaborgium	106				
106	Sg	106	Sg												
seaborgium	106	seaborgium	106												
		<table border="1"> <tr> <td>105</td> <td>Db</td> <td>105</td> <td>Db</td> </tr> <tr> <td>dubnium</td> <td>105</td> <td>dubnium</td> <td>105</td> </tr> </table>		105	Db	105	Db	dubnium	105	dubnium	105				
105	Db	105	Db												
dubnium	105	dubnium	105												
		<table border="1"> <tr> <td>141</td> <td>Pr</td> <td>141</td> <td>Pr</td> </tr> <tr> <td>praseodymium</td> <td>59</td> <td>praseodymium</td> <td>59</td> </tr> </table>		141	Pr	141	Pr	praseodymium	59	praseodymium	59				
141	Pr	141	Pr												
praseodymium	59	praseodymium	59												
		<table border="1"> <tr> <td>144</td> <td>Nd</td> <td>144</td> <td>Nd</td> </tr> <tr> <td>neodymium</td> <td>60</td> <td>neodymium</td> <td>60</td> </tr> </table>		144	Nd	144	Nd	neodymium	60	neodymium	60				
144	Nd	144	Nd												
neodymium	60	neodymium	60												
		<table border="1"> <tr> <td>150</td> <td>Sm</td> <td>150</td> <td>Sm</td> </tr> <tr> <td>samarium</td> <td>62</td> <td>samarium</td> <td>62</td> </tr> </table>		150	Sm	150	Sm	samarium	62	samarium	62				
150	Sm	150	Sm												
samarium	62	samarium	62												
		<table border="1"> <tr> <td>152</td> <td>Eu</td> <td>152</td> <td>Eu</td> </tr> <tr> <td>europium</td> <td>63</td> <td>europium</td> <td>63</td> </tr> </table>		152	Eu	152	Eu	europium	63	europium	63				
152	Eu	152	Eu												
europium	63	europium	63												
		<table border="1"> <tr> <td>157</td> <td>Gd</td> <td>157</td> <td>Gd</td> </tr> <tr> <td>gadolinium</td> <td>64</td> <td>gadolinium</td> <td>64</td> </tr> </table>		157	Gd	157	Gd	gadolinium	64	gadolinium	64				
157	Gd	157	Gd												
gadolinium	64	gadolinium	64												
		<table border="1"> <tr> <td>163</td> <td>Dy</td> <td>163</td> <td>Dy</td> </tr> <tr> <td>dysprosium</td> <td>66</td> <td>dysprosium</td> <td>66</td> </tr> </table>		163	Dy	163	Dy	dysprosium	66	dysprosium	66				
163	Dy	163	Dy												
dysprosium	66	dysprosium	66												
		<table border="1"> <tr> <td>165</td> <td>Ho</td> <td>165</td> <td>Ho</td> </tr> <tr> <td>holmium</td> <td>67</td> <td>holmium</td> <td>67</td> </tr> </table>		165	Ho	165	Ho	holmium	67	holmium	67				
165	Ho	165	Ho												
holmium	67	holmium	67												
		<table border="1"> <tr> <td>167</td> <td>Er</td> <td>167</td> <td>Er</td> </tr> <tr> <td>erbium</td> <td>68</td> <td>erbium</td> <td>68</td> </tr> </table>		167	Er	167	Er	erbium	68	erbium	68				
167	Er	167	Er												
erbium	68	erbium	68												
		<table border="1"> <tr> <td>169</td> <td>Tm</td> <td>169</td> <td>Tm</td> </tr> <tr> <td>thulium</td> <td>69</td> <td>thulium</td> <td>69</td> </tr> </table>		169	Tm	169	Tm	thulium	69	thulium	69				
169	Tm	169	Tm												
thulium	69	thulium	69												
		<table border="1"> <tr> <td>173</td> <td>Yb</td> <td>173</td> <td>Yb</td> </tr> <tr> <td>ytterbium</td> <td>70</td> <td>ytterbium</td> <td>70</td> </tr> </table>		173	Yb	173	Yb	ytterbium	70	ytterbium	70				
173	Yb	173	Yb												
ytterbium	70	ytterbium	70												
		<table border="1"> <tr> <td>175</td> <td>Lu</td> <td>175</td> <td>Lu</td> </tr> <tr> <td>lutetium</td> <td>71</td> <td>lutetium</td> <td>71</td> </tr> </table>		175	Lu	175	Lu	lutetium	71	lutetium	71				
175	Lu	175	Lu												
lutetium	71	lutetium	71												
		<table border="1"> <tr> <td>[253]</td> <td>Fm</td> <td>[253]</td> <td>Fm</td> </tr> <tr> <td>fermium</td> <td>100</td> <td>fermium</td> <td>100</td> </tr> </table>		[253]	Fm	[253]	Fm	fermium	100	fermium	100				
[253]	Fm	[253]	Fm												
fermium	100	fermium	100												
		<table border="1"> <tr> <td>[254]</td> <td>Es</td> <td>[254]</td> <td>Es</td> </tr> <tr> <td>einsteinium</td> <td>99</td> <td>einsteinium</td> <td>99</td> </tr> </table>		[254]	Es	[254]	Es	einsteinium	99	einsteinium	99				
[254]	Es	[254]	Es												
einsteinium	99	einsteinium	99												
		<table border="1"> <tr> <td>[255]</td> <td>Cf</td> <td>[255]</td> <td>Cf</td> </tr> <tr> <td>californium</td> <td>98</td> <td>californium</td> <td>98</td> </tr> </table>		[255]	Cf	[255]	Cf	californium	98	californium	98				
[255]	Cf	[255]	Cf												
californium	98	californium	98												
		<table border="1"> <tr> <td>[256]</td> <td>Bk</td> <td>[256]</td> <td>Bk</td> </tr> <tr> <td>berkelium</td> <td>97</td> <td>berkelium</td> <td>97</td> </tr> </table>		[256]	Bk	[256]	Bk	berkelium	97	berkelium	97				
[256]	Bk	[256]	Bk												
berkelium	97	berkelium	97												
		<table border="1"> <tr> <td>[257]</td> <td>Cm</td> <td>[257]</td> <td>Cm</td> </tr> <tr> <td>curium</td> <td>96</td> <td>curium</td> <td>96</td> </tr> </table>		[257]	Cm	[257]	Cm	curium	96	curium	96				
[257]	Cm	[257]	Cm												
curium	96	curium	96												
		<table border="1"> <tr> <td>[243]</td> <td>Am</td> <td>[243]</td> <td>Am</td> </tr> <tr> <td>americium</td> <td>95</td> <td>americium</td> <td>95</td> </tr> </table>		[243]	Am	[243]	Am	americium	95	americium	95				
[243]	Am	[243]	Am												
americium	95	americium	95												
		<table border="1"> <tr> <td>[242]</td> <td>Pu</td> <td>[242]</td> <td>Pu</td> </tr> <tr> <td>plutonium</td> <td>94</td> <td>plutonium</td> <td>94</td> </tr> </table>		[242]	Pu	[242]	Pu	plutonium	94	plutonium	94				
[242]	Pu	[242]	Pu												
plutonium	94	plutonium	94												
		<table border="1"> <tr> <td>[237]</td> <td>Np</td> <td>[237]</td> <td>Np</td> </tr> <tr> <td>neptunium</td> <td>93</td> <td>neptunium</td> <td>93</td> </tr> </table>		[237]	Np	[237]	Np	neptunium	93	neptunium	93				
[237]	Np	[237]	Np												
neptunium	93	neptunium	93												
		<table border="1"> <tr> <td>238</td> <td>U</td> <td>238</td> <td>U</td> </tr> <tr> <td>uranium</td> <td>92</td> <td>uranium</td> <td>92</td> </tr> </table>		238	U	238	U	uranium	92	uranium	92				
238	U	238	U												
uranium	92	uranium	92												
		<table border="1"> <tr> <td>91</td> <td>Pa</td> <td>91</td> <td>Pa</td> </tr> <tr> <td>protactinium</td> <td>91</td> <td>protactinium</td> <td>91</td> </tr> </table>		91	Pa	91	Pa	protactinium	91	protactinium	91				
91	Pa	91	Pa												
protactinium	91	protactinium	91												
		<table border="1"> <tr> <td>90</td> <td>Th</td> <td>90</td> <td>Th</td> </tr> <tr> <td>thorium</td> <td>90</td> <td>thorium</td> <td>90</td> </tr> </table>		90	Th	90	Th	thorium	90	thorium	90				
90	Th	90	Th												
thorium	90	thorium	90												

Elements with atomic numbers 112-116 have been reported but not fully authenticated

* Lanthanide series

* Actinide series

