



UNIVERSITY OF CAMBRIDGE INTERNATIONAL EXAMINATIONS
General Certificate of Education Advanced Subsidiary Level and Advanced Level

CANDIDATE NAME

CENTRE NUMBER

CANDIDATE NUMBER



CHEMISTRY

9701/32

Paper 32 Advanced Practical Skills

May/June 2008

2 hours

Candidates answer on the Question Paper.

Additional Materials: As listed in the Instructions to Supervisors

READ THESE INSTRUCTIONS FIRST

Write your Centre number, candidate number and name on all the work you hand in.
Give details of the practical session and laboratory where appropriate, in the boxes provided.
Write in dark blue or black pen.
You may use a soft pencil for any diagrams, graphs or rough working.
Do **not** use staples, paper clips, highlighters, glue or correction fluid.
DO **NOT** WRITE IN ANY BARCODES.

Answer **all** questions.
You are advised to show all working in calculations.
Use of a Data Booklet is unnecessary.

Qualitative Analysis Notes are printed on pages 11 and 12.

At the end of the examination, fasten all your work securely together.
The number of marks is given in brackets [] at the end of each question or part question.

| | |
|-------------------|--|
| Session | |
| | |
| Laboratory | |
| | |

| | |
|---------------------------|--|
| For Examiner's Use | |
| 1 | |
| 2 | |
| Total | |

This document consists of **12** printed pages.



1 You are provided with the following.

FB 1, 3.00 mol dm⁻³ hydrochloric acid, HCl

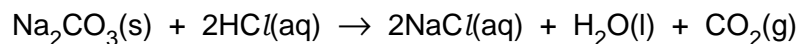
Three tubes containing different mixtures of sodium carbonate, Na₂CO₃, and sodium hydrogencarbonate, NaHCO₃, each with a total mass of 5.00 g of mixture.

For
Examiner's
Use

| tube labelled | mass of Na ₂ CO ₃ /g | mass of NaHCO ₃ /g | % by mass of Na ₂ CO ₃ |
|---------------|--|-------------------------------|--|
| FB 2 | 1.00 | 4.00 | 20.0 |
| FB 3 | 2.50 | 2.50 | 50.0 |
| FB 4 | 4.00 | 1.00 | 80.0 |

You are to determine the temperature change, ΔT, when the contents of each of the tubes **FB 2**, **FB 3** and **FB 4** react with an excess of hydrochloric acid, **FB 1**.

- (a) (i) Calculate the volume of 3.00 mol dm⁻³ hydrochloric acid required to react with 5.00 g of sodium carbonate, Na₂CO₃. Show your working.



[M_r: Na₂CO₃, 106.0]

- (ii) Calculate the volume of 3.00 mol dm⁻³ hydrochloric acid required to react with 5.00 g of sodium hydrogencarbonate, NaHCO₃. Show your working.



[M_r: NaHCO₃, 84.0]

[2]

35.00 cm³ of 3.00 mol dm⁻³ HCl will be used in each experiment – an excess of hydrochloric acid.

For
Examiner's
Use

(b) Read the following instructions before starting this section.

- Fill a burette with **FB 1**, 3.00 mol dm⁻³ HCl.
- Support the plastic cup in a 250 cm³ beaker.
- Run 35.00 cm³ of acid from the burette into the cup.
- Measure the steady temperature of the acid in the plastic cup.
- Tip the contents of the tube labelled **FB 2** into the acid as quickly as possible but take care to avoid overflow or acid spray. Stir with the thermometer, measure and record the highest **or** lowest temperature reached in the reaction.
- Make certain that all of the solid has been transferred from the tube to the cup. Tap the tube if necessary to dislodge any residual solid.
- Empty and rinse the plastic cup with water. Shake out any residual drops of water.
- Repeat the experiment for each of the tubes **FB 3** and **FB 4**.

Record all measurements of temperature and the temperature changes, ΔT , in an appropriate form in the space below. Indicate clearly whether the temperature has increased or decreased in the reaction.

[4]

- (c)** Select masses of Na₂CO₃ and NaHCO₃ which can be used to prepare two further tubes, each containing a mixture which can be used in the same experiment as described above. The temperature change when each of these mixtures reacts with hydrochloric acid will be used with those above to plot five points on a graph.

| tube labelled | mass of Na ₂ CO ₃ /g | mass of NaHCO ₃ /g |
|---------------|--|-------------------------------|
| FB 5 | | |
| FB 6 | | |

[1]

(d) Preparation of the tubes **FB 5** and **FB 6**

You are provided with

- empty tubes labelled **FB 5** and **FB 6**,
- sodium carbonate and sodium hydrogencarbonate.

Prepare each tube and record in an appropriate form in the space below

- all of your weighings,
- the mass of sodium carbonate in the mixture,
- the mass of sodium hydrogencarbonate in the mixture,
- the % by mass of sodium carbonate in the mixture.

[4]

(e) Carry out the same experiment as in **(b)** for each of the tubes **FB 5** and **FB 6**.


Record all temperature readings and the temperature change, ΔT , for each of the tubes.

[2]

- (f) Plot ΔT (y-axis, starting at -10°C) against the % by mass of Na_2CO_3 in the mixture (x-axis, starting at 0%).

Remember – the temperature has increased in some experiments and decreased in others.

Draw the most appropriate straight line through the five plotted points. Extend this line until it crosses the y-axis.



[4]

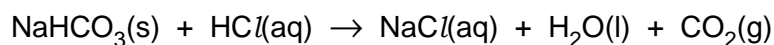
- (g) Record from the graph the temperature change when the mixture contains no sodium carbonate. This represents the temperature change for 5.00g of sodium hydrogencarbonate.

ΔT , read from the graph for 0% sodium carbonate is $^{\circ}\text{C}$. [1]

For
Examiner's
Use


- (h) You are to use the value in (g), obtained from the graph, to calculate the enthalpy change for the reaction between sodium hydrogencarbonate and hydrochloric acid.

For
Examiner's
Use



- (i) Calculate the energy change in the plastic cup when 5.00 g of NaHCO_3 reacts with excess hydrochloric acid.
[4.3 J are absorbed or released when the temperature of 1.0 cm³ of solution changes by 1°C.]

- (ii) Calculate the enthalpy change, ΔH , for the reaction



Give your answer in kJ mol^{-1} , correct to **3 significant figures**.
Include the appropriate sign.

[M_r : NaHCO_3 , 84.0]

$\Delta H = \dots\dots\dots \text{kJ mol}^{-1}$
[4]

(i) Suggest the most significant source of error in this experiment.

.....
.....
..... [1]

(j) Suggest a modification to the experimental procedure that would reduce the error described in (i).

.....
.....
.....
.....
..... [1]

(k) Do you think the method used is capable of producing an accurate value for the enthalpy change for the reaction of sodium hydrogencarbonate and hydrochloric acid?

Justify your answer by referring to the results of your experiment.

.....
.....
.....
.....
.....
.....
.....
..... [1]

[Total: 25]

2 The three solutions **FB7**, **FB8**, and **FB9** each contain one of the following.

a cation and the chloride ion
manganese(II) sulphate, MnSO_4
magnesium sulphate, MgSO_4

- (a) Using the information on page 12 select **two** suitable reagents and use them to carry out a test to determine which solutions contain the sulphate ion.

In the space below, record details of the test performed and the observations made.

From this test, solutions **FB** and **FB** contain the sulphate ion.

[2]

- (b) By selecting a further **two** reagents, carry out a test to confirm the presence of the chloride ion in the remaining solution.

In the space below, record details of the test performed and the observations made.

[2]

You are to perform the tests given in the table opposite on each of **FB 7**, **FB 8** and **FB 9** to identify and confirm the cation present in the solution.

Record details of colour changes seen, the formation of any precipitate and the solubility of any such precipitate in an excess of the reagent added.

Where gases are released they should be identified by a test, described in an appropriate place in the table.

You should indicate clearly at what stage in a test a change occurs.

Marks are **not** given for chemical equations.

No additional tests for ions present should be attempted.

| test | observations with FB 7 | observations with FB 8 | observations with FB 9 |
|---|----------------------------------|----------------------------------|----------------------------------|
| (c) To 1 cm depth of solution in a test-tube, add aqueous sodium hydroxide drop-by-drop until it is in excess. | | | |
| (d) To 1 cm depth of solution in a test-tube, add aqueous ammonia drop-by-drop until it is in excess. | | | |

[4]

- (e)** Observations made with aqueous sodium hydroxide should have indicated that one of the solutions contains either of two cations. Identify this solution and the **two** possible cations.

Solution could contain or

Make use of the Qualitative Analysis Notes on page 11 to suggest what further test you could do to identify which of the two ions was present.

.....

Carry out your suggestion using a boiling-tube. Record the results below and explain how this enables you to identify the ion present.

.....

[3]

- (f) For each of the solutions **FB 7**, **FB 8**, and **FB 9**, identify the cation present and give supporting evidence from the observations made.

For
Examiner's
Use

FB 7 contains

supporting evidence

.....

.....

.....

FB 8 contains

supporting evidence

.....

.....

.....

FB 9 contains

supporting evidence

.....

.....

.....

[3]

- (g) Carry out the tests below on **FB 7**.

| test | observations |
|--|--------------|
| To 1 cm depth of solution in a boiling-tube, add 2 cm depth of aqueous ammonia, then slowly add 2 cm depth of aqueous hydrogen peroxide. | |
| To 1 cm depth of solution in a boiling-tube, add 2 cm depth of aqueous hydrogen peroxide, then slowly add 2 cm depth of aqueous ammonia. | |

[1]

[Total: 15]

Qualitative Analysis Notes

Key: [ppt. = precipitate]

1 Reactions of aqueous cations

| ion | reaction with | |
|--|---|--|
| | NaOH(aq) | NH ₃ (aq) |
| aluminium, Al ³⁺ (aq) | white ppt. soluble in excess | white ppt. insoluble in excess |
| ammonium, NH ₄ ⁺ (aq) | ammonia produced on heating | |
| barium, Ba ²⁺ (aq) | no ppt. (if reagents are pure) | no ppt. |
| calcium, Ca ²⁺ (aq) | white ppt. with high [Ca ²⁺ (aq)] | no ppt. |
| chromium(III), Cr ³⁺ (aq) | grey-green ppt. soluble in excess giving dark green solution | grey-green ppt. insoluble in excess |
| copper(II), Cu ²⁺ (aq) | pale blue ppt. insoluble in excess | blue ppt. soluble in excess giving dark blue solution |
| iron(II), Fe ²⁺ (aq) | green ppt. insoluble in excess | green ppt. insoluble in excess |
| iron(III), Fe ³⁺ (aq) | red-brown ppt. insoluble in excess | red-brown ppt. insoluble in excess |
| lead(II), Pb ²⁺ (aq) | white ppt. soluble in excess | white ppt. insoluble in excess |
| magnesium, Mg ²⁺ (aq) | white ppt. insoluble in excess | white ppt. insoluble in excess |
| manganese(II), Mn ²⁺ (aq) | off-white ppt. insoluble in excess | off-white ppt. insoluble in excess |
| zinc, Zn ²⁺ (aq) | white ppt. soluble in excess | white ppt. soluble in excess |

[Lead(II) ions can be distinguished from aluminium ions by the insolubility of lead(II) chloride.]

2 Reactions of anions

| <i>ion</i> | <i>reaction</i> |
|---|--|
| carbonate, CO_3^{2-} | CO_2 liberated by dilute acids |
| chromate(VI), CrO_4^{2-} (aq) | yellow solution turns orange with H^+ (aq); gives yellow ppt. with Ba^{2+} (aq); gives bright yellow ppt. with Pb^{2+} (aq) |
| chloride, Cl^- (aq) | gives white ppt. with Ag^+ (aq) (soluble in NH_3 (aq)); gives white ppt. with Pb^{2+} (aq) |
| bromide, Br^- (aq) | gives pale cream ppt. with Ag^+ (aq) (partially soluble in NH_3 (aq)); gives white ppt. with Pb^{2+} (aq) |
| iodide, I^- (aq) | gives yellow ppt. with Ag^+ (aq) (insoluble in NH_3 (aq)); gives yellow ppt. with Pb^{2+} (aq) |
| nitrate, NO_3^- (aq) | NH_3 liberated on heating with OH^- (aq) and Al foil |
| nitrite, NO_2^- (aq) | NH_3 liberated on heating with OH^- (aq) and Al foil; NO liberated by dilute acids (colourless $\text{NO} \rightarrow$ (pale) brown NO_2 in air) |
| sulphate, SO_4^{2-} (aq) | gives white ppt. with Ba^{2+} (aq) or with Pb^{2+} (aq) (insoluble in excess dilute strong acids) |
| sulphite, SO_3^{2-} (aq) | SO_2 liberated with dilute acids; gives white ppt. with Ba^{2+} (aq) (soluble in excess dilute strong acids) |

3 Tests for gases

| <i>gas</i> | <i>test and test result</i> |
|--------------------------------|--|
| ammonia, NH_3 | turns damp red litmus paper blue |
| carbon dioxide, CO_2 | gives a white ppt. with limewater (ppt. dissolves with excess CO_2) |
| chlorine, Cl_2 | bleaches damp litmus paper |
| hydrogen, H_2 | 'pops' with a lighted splint |
| oxygen, O_2 | relights a glowing splint |
| sulphur dioxide, SO_2 | turns potassium dichromate(VI) (aq) from orange to green |