

Histograms

Question Paper 2

Level	IGCSE
Subject	Maths
Exam Board	Edexcel
Topic	Handling Data Statistics
Sub Topic	Histograms(Graphical representation of data)
Booklet	Question Paper 2

Time Allowed: 18 minutes

Score: /15

Percentage: /100

Grade Boundaries:

9	8	7	6	5	4	3	2	1
>90%	80%	70%	60%	50%	40%	30%	20%	10%

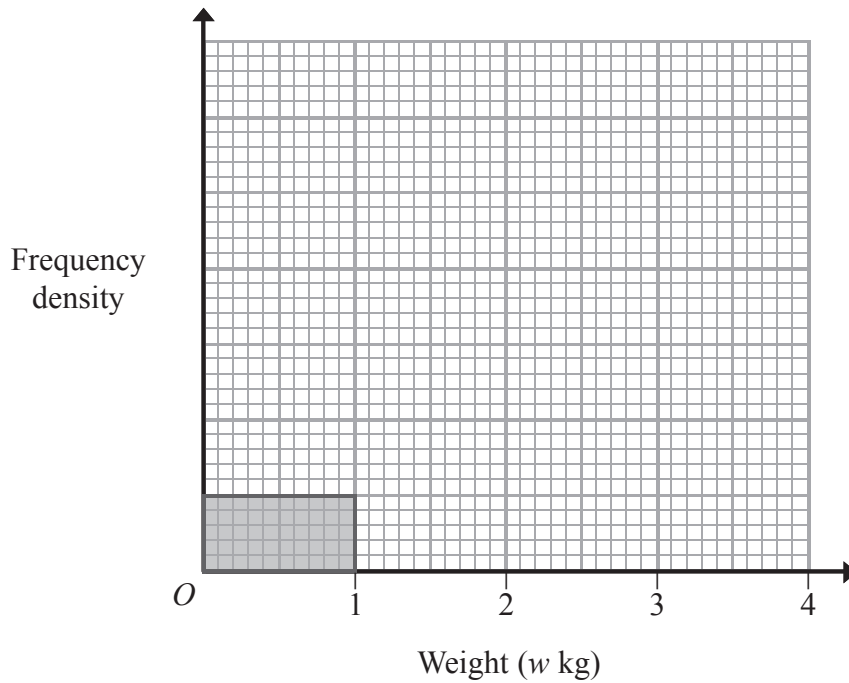
Save My Exams! – The Home of Revision

For more awesome GCSE and A level resources, visit us at www.savemyexams.co.uk/

- 1 400 people are asked to guess the weight of a large cake.
The table shows information about the weights they guess.

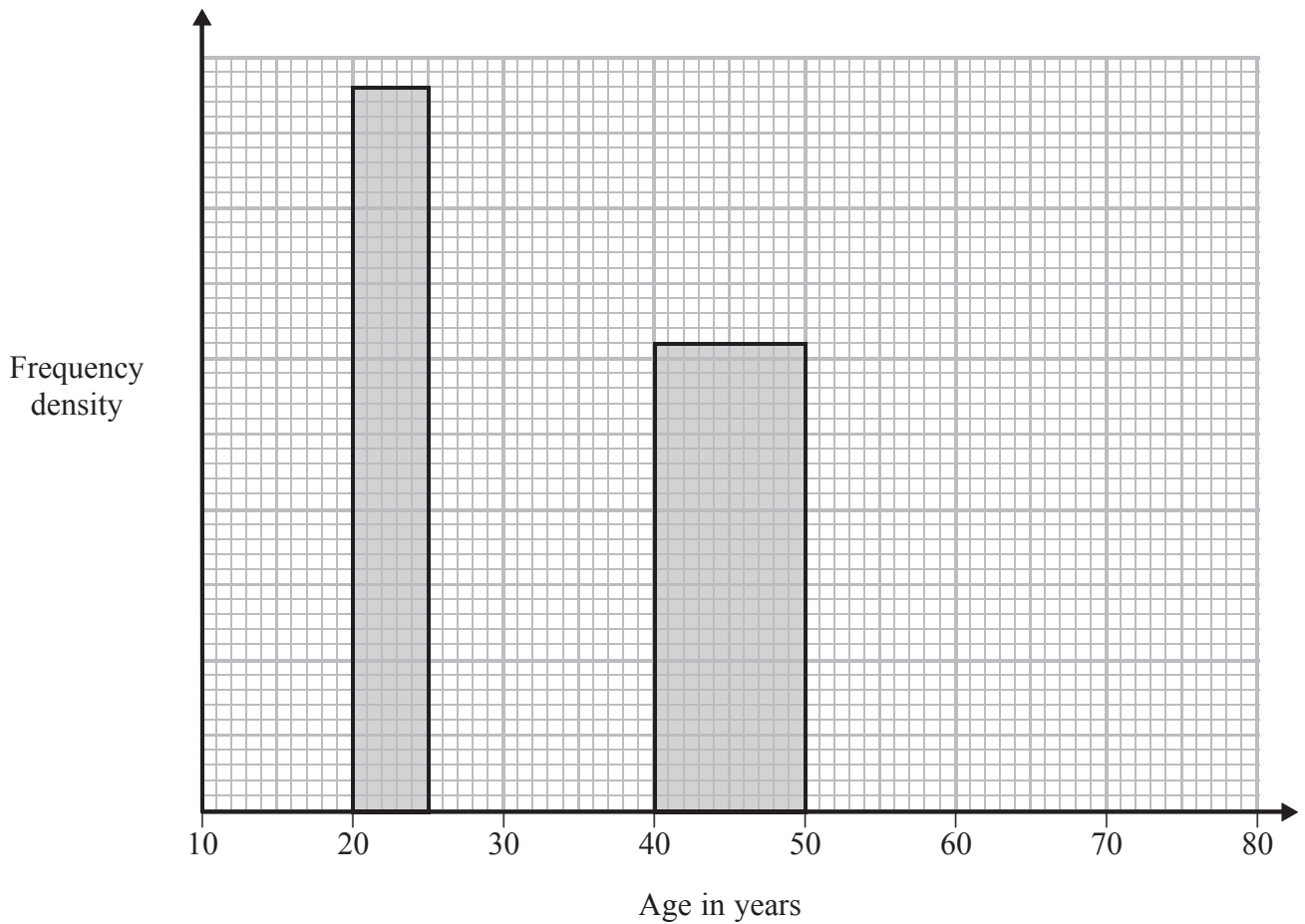
Weight (w kg)	Number of guesses
$0 < w \leq 1$	50
$1 < w \leq 1.6$	90
$1.6 < w \leq 2$	120
$2 < w \leq 2.5$	95
$2.5 < w \leq 4$	45

Use the information in the table to complete the histogram.



(Total for Question 1 is 3 marks)

- 2 The incomplete histogram and the incomplete table show information about the ages of people watching a film in a cinema.



Age (a years)	Number of people
$10 \leq a < 20$	38
$20 \leq a < 25$	24
$25 \leq a < 40$	63
$40 \leq a < 50$	
$50 \leq a < 80$	24

(a) Use the histogram to complete the table.

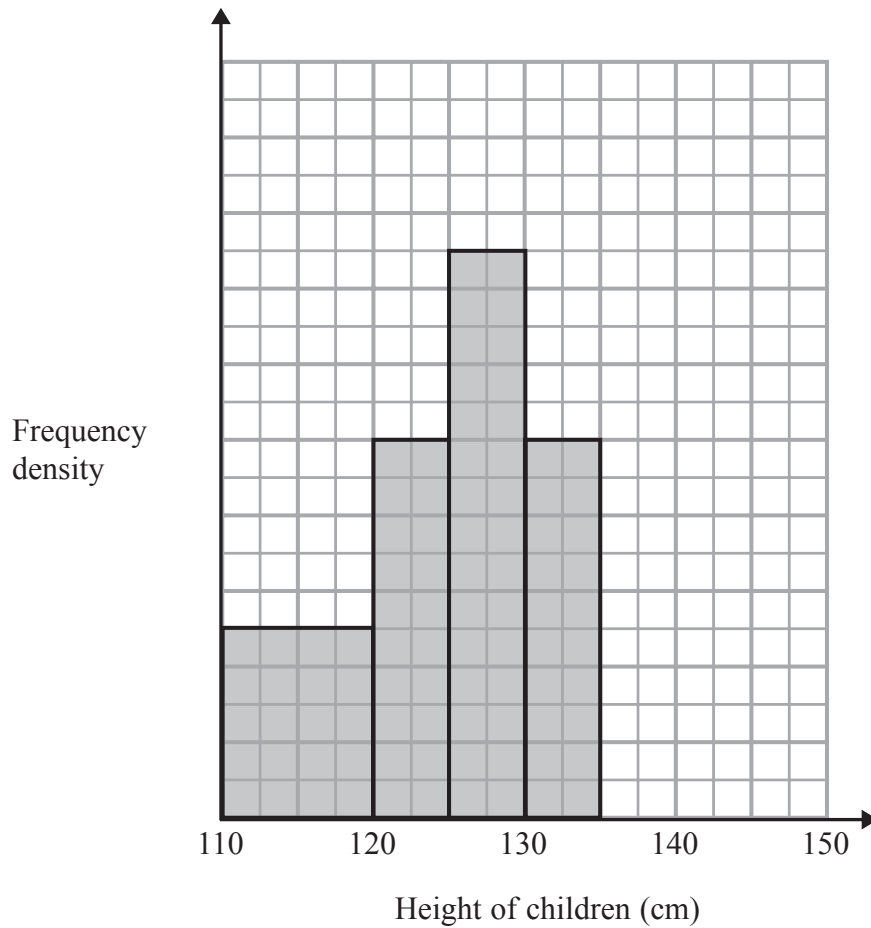
(2)

(b) Use the table to complete the histogram.

(2)

(Total for Question 2 is 4 marks)

3 The incomplete histogram shows information about the heights of a group of children.



There were 10 children with heights between 130cm and 135 cm.

(a) How many children had heights between 110cm and 130cm?

.....
(3)

There were 6 children with heights between 135cm and 145 cm.

(b) Show this information on the histogram.

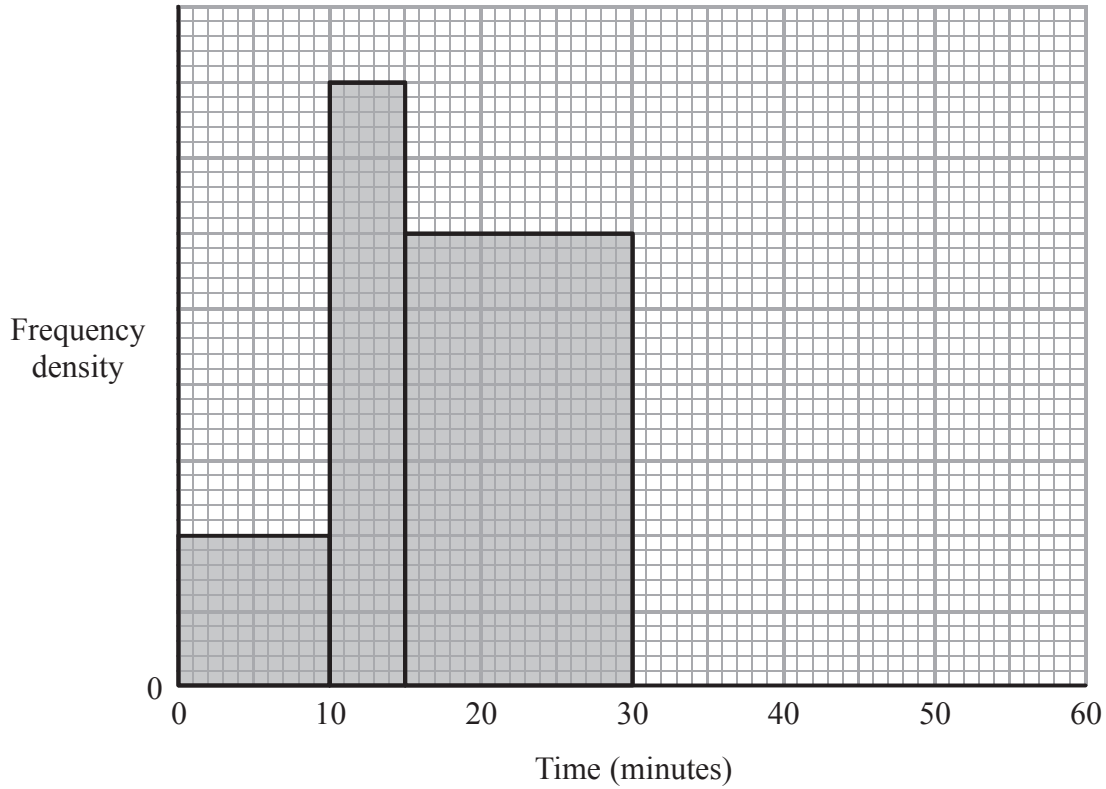
(1)

(Total for Question 3 is 4 marks)

Save My Exams! – The Home of Revision

For more awesome GCSE and A level resources, visit us at www.savemyexams.co.uk/

- 4 Miss Cook asked each student in her class how long it took them, in minutes, to travel to school that morning.
The incomplete histogram shows information about the times it took the students who took no more than 30 minutes to travel to school.



9 students took between 15 minutes and 30 minutes to travel to school.

- (a) How many students took no more than 30 minutes to travel to school?

Save My Exams! – The Home of Revision

For more awesome GCSE and A level resources, visit us at www.savemyexams.co.uk/

12 students took between 30 and 55 minutes to travel to school.

(b) Use this information to complete the histogram.

(2)

(Total for Question 4 is 4 marks)