

Construction

Question Paper

Level	IGCSE
Subject	Maths
Exam Board	Edexcel
Topic	Shape, Space and Measures
Sub Topic	Construction
Booklet	Question Paper

Time Allowed: 20 minutes

Score: /16

Percentage: /100

Grade Boundaries:

9	8	7	6	5	4	3	2	1
>90%	80%	70%	60%	50%	40%	30%	20%	10%

Save My Exams! – The Home of Revision

For more awesome GCSE and A level resources, visit us at www.savemyexams.co.uk/

- 1 Use compasses and a ruler only to construct the perpendicular bisector of the line PQ . You must show all construction lines.



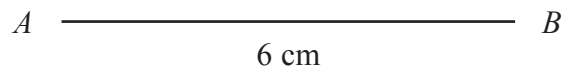
(Total for Question 1 is 2 marks)

Save My Exams! – The Home of Revision

For more awesome GCSE and A level resources, visit us at www.savemyexams.co.uk/

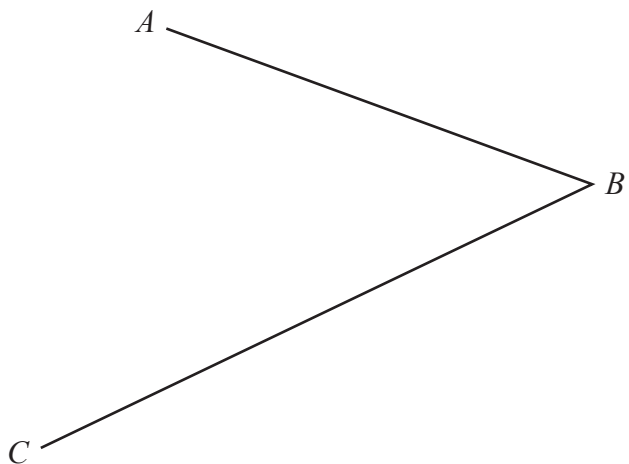
- 2** The lengths of the sides of a rhombus are 6 cm.
The length of the longer diagonal of the rhombus is 10 cm.
 AB is a side of the rhombus.

Construct an accurate, full-size drawing of the rhombus.
You must show all construction lines.



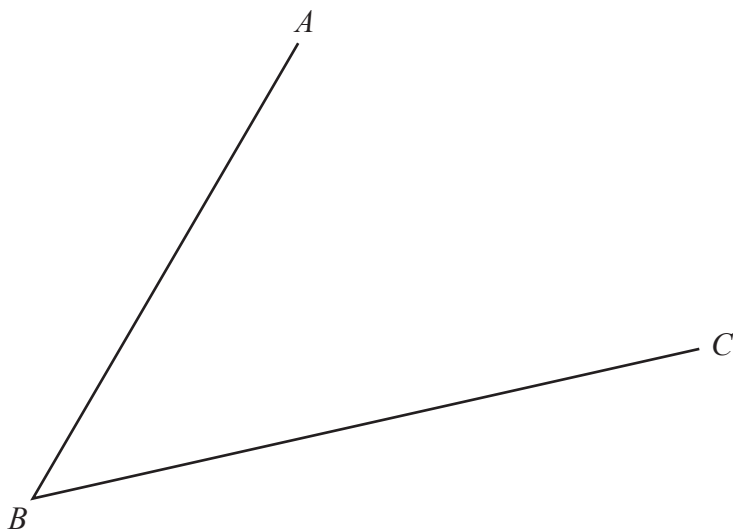
(Total for Question 2 is 4 marks)

- 3** Use ruler and compasses to construct the bisector of angle ABC .
You must show all your construction lines.



(Total for Question 3 is 2 marks)

- 4** Use ruler and compasses to construct the bisector of angle ABC .
You must show all of your construction lines.



(Total for Question 4 is 2 marks)

Save My Exams! – The Home of Revision

For more awesome GCSE and A level resources, visit us at www.savemyexams.co.uk/

- 5 The diagram shows an accurate scale drawing of part of the boundary of a field.
The complete boundary of the field is in the shape of a quadrilateral $ABCD$.

$AB = 300$ metres.

$BC = 230$ metres.

Point B is due north of point C .

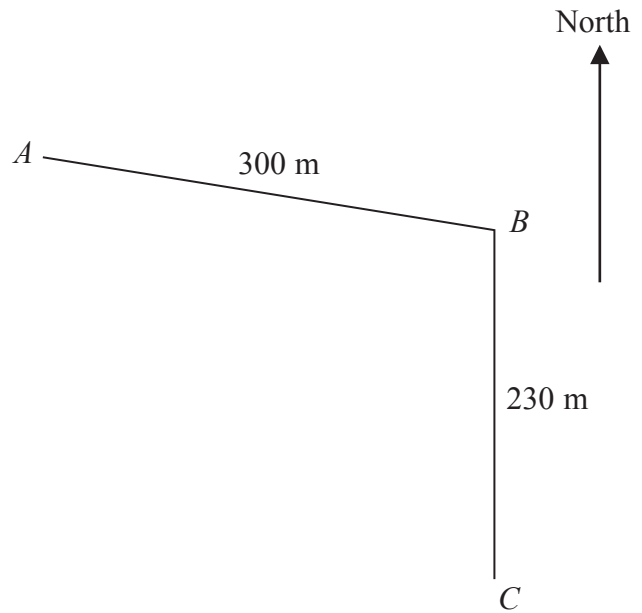
The scale of the diagram is 1 cm to 50 metres.

The bearing of D from C is 260°

$AD = 480$ metres.

Complete the scale drawing of the boundary of the field.

Mark the position of D .

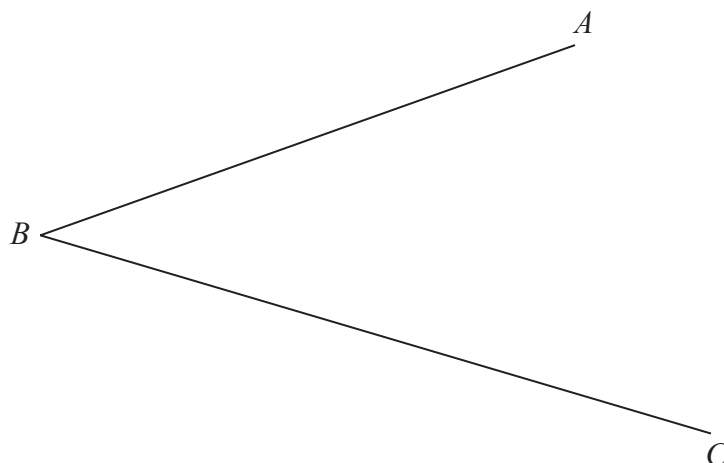


(Total for Question 5 is 2 marks)

Save My Exams! – The Home of Revision

For more awesome GCSE and A level resources, visit us at www.savemyexams.co.uk/

- 6 Use ruler and compasses to construct the bisector of angle ABC .
You must show all your construction lines.



(Total for Question 6 is 2 marks)

Save My Exams! – The Home of Revision

For more awesome GCSE and A level resources, visit us at www.savemyexams.co.uk/

- 7 Use ruler and compasses only to construct the perpendicular bisector of line AB .
You must show all your construction lines.



(Total for Question 7 is 2 marks)