

Please check the examination details below before entering your candidate information

Candidate surname

Other names

**Pearson Edexcel
Level 3 GCE**

Centre Number

--	--	--	--	--

Candidate Number

--	--	--	--	--

Tuesday 23 June 2020

Afternoon (Time: 1 hour 30 minutes)

Paper Reference **9FM0/4A**

Further Mathematics

Advanced

Paper 4A: Further Pure Mathematics 2

You must have:

Mathematical Formulae and Statistical Tables (Green), calculator

Total Marks

Candidates may use any calculator permitted by Pearson regulations. Calculators must not have the facility for symbolic algebra manipulation, differentiation and integration, or have retrievable mathematical formulae stored in them.

Instructions

- Use **black** ink or ball-point pen.
- If pencil is used for diagrams/sketches/graphs it must be dark (HB or B)
- **Fill in the boxes** at the top of this page with your name, centre number and candidate number.
- Answer **all** questions and ensure that your answers to parts of questions are clearly labelled.
- Answer the questions in the spaces provided
– *there may be more space than you need.*
- You should show sufficient working to make your methods clear. Answers without working may not gain full credit.
- Inexact answers should be given to three significant figures unless otherwise stated.

Information

- A booklet 'Mathematical Formulae and Statistical Tables' is provided.
- There are 8 questions in this question paper. The total mark for this paper is 75.
- The marks for **each** question are shown in brackets
– *use this as a guide as to how much time to spend on each question.*

Advice

- Read each question carefully before you start to answer it.
- Try to answer every question.
- Check your answers if you have time at the end.

Turn over ►

P62681A

©2020 Pearson Education Ltd.

1/1/1/1/



Pearson

2. Solve the recurrence system

$$\begin{aligned} u_1 &= 1 & u_2 &= 4 \\ 9u_{n+2} - 12u_{n+1} + 4u_n &= 3n \end{aligned}$$

(9)

DO NOT WRITE IN THIS AREA

DO NOT WRITE IN THIS AREA

DO NOT WRITE IN THIS AREA



Question 2 continued

DO NOT WRITE IN THIS AREA

DO NOT WRITE IN THIS AREA

DO NOT WRITE IN THIS AREA

(Total for Question 2 is 9 marks)



Question 3 continued

DO NOT WRITE IN THIS AREA

DO NOT WRITE IN THIS AREA

DO NOT WRITE IN THIS AREA

Large grid of horizontal lines for writing answers.

(Total for Question 3 is 10 marks)



P 6 2 6 8 1 A 0 1 1 3 2

4.

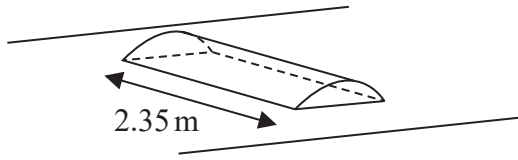


Figure 1

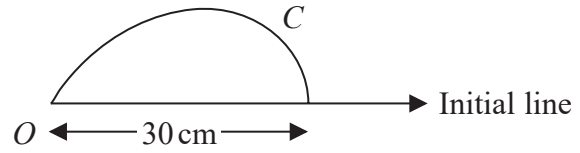


Figure 2

Figure 1 shows a sketch of a design for a road speed bump of width 2.35 metres. The speed bump has a uniform cross-section with vertical ends and its length is 30 cm. A side profile of the speed bump is shown in Figure 2.

The curve C shown in Figure 2 is modelled by the polar equation

$$r = 30(1 - \theta^2) \quad 0 \leq \theta \leq 1$$

The units for r are centimetres and the initial line lies along the road surface, which is assumed to be horizontal.

Once the speed bump has been fixed to the road, the visible surfaces of the speed bump are to be painted.

Determine, in cm^2 , the area that is to be painted, according to the model.

(10)

DO NOT WRITE IN THIS AREA

DO NOT WRITE IN THIS AREA

DO NOT WRITE IN THIS AREA



5. A transformation T from the z -plane to the w -plane is given by

$$w = \frac{1 - 3z}{z + 2i} \quad z \neq -2i$$

The circle with equation $|z + i| = 3$ is mapped by T onto the circle C .

(a) Show that the equation for C can be written as

$$3|w + 3| = |1 + (3 - w)i| \quad (4)$$

(b) Hence find

(i) a Cartesian equation for C ,

(ii) the centre and radius of C .

(6)



Question 5 continued

Lined writing area with horizontal lines.

(Total for Question 5 is 10 marks)

DO NOT WRITE IN THIS AREA

DO NOT WRITE IN THIS AREA

DO NOT WRITE IN THIS AREA



6.

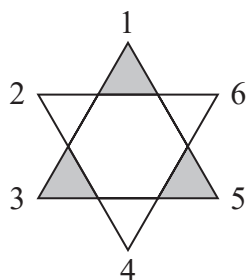


Figure 3

Figure 3 shows a plane shape made up of a regular hexagon with an equilateral triangle joined to each edge and with alternate equilateral triangles shaded.

The symmetries of this shape are the rotations and reflections of the plane that preserve the shape and its shading.

The symmetries of the shape can be represented by permutations of the six vertices labelled 1 to 6 in Figure 3. The set of these permutations with the operation of composition form a group, G .

(a) Describe geometrically the symmetry of the shape represented by the permutation

$$\begin{pmatrix} 1 & 2 & 3 & 4 & 5 & 6 \\ 3 & 4 & 5 & 6 & 1 & 2 \end{pmatrix}$$

(2)

(b) Write down, in similar two-line notation, the remaining elements of the group G .

(4)

(c) Explain why each of the following statements is false, making your reasoning clear.

(i) G has a subgroup of order 4

(ii) G is cyclic.

(2)

Diagram 1, on page 23, shows an unshaded shape with the same outline as the shape in Figure 3.

(d) Shade the shape in Diagram 1 in such a way that the group of symmetries of the resulting shaded shape is isomorphic to the cyclic group of order 6

(2)



Question 6 continued

DO NOT WRITE IN THIS AREA

DO NOT WRITE IN THIS AREA

DO NOT WRITE IN THIS AREA

Lined writing area for the answer to Question 6.



P 6 2 6 8 1 A 0 2 1 3 2

Question 6 continued

DO NOT WRITE IN THIS AREA

DO NOT WRITE IN THIS AREA

DO NOT WRITE IN THIS AREA





Diagram 1

Spare copy of Diagram 1



Only use this diagram if you need to redraw your answer to part (d).

(Total for Question 6 is 10 marks)



7.

$$I_n = \int (4 - x^2)^{-n} dx \quad n > 0$$

(a) Show that, for $n > 0$

$$I_{n+1} = \frac{x}{8n(4 - x^2)^n} + \frac{2n - 1}{8n} I_n \quad (5)$$

(b) Find I_2

(3)



Question 7 continued

DO NOT WRITE IN THIS AREA

DO NOT WRITE IN THIS AREA

DO NOT WRITE IN THIS AREA

Lined writing area for the answer to Question 7.



