

GCE

Biology A

H020/01: Breadth in biology

Advanced Subsidiary GCE

Mark Scheme for November 2020

OCR (Oxford Cambridge and RSA) is a leading UK awarding body, providing a wide range of qualifications to meet the needs of candidates of all ages and abilities. OCR qualifications include AS/A Levels, Diplomas, GCSEs, Cambridge Nationals, Cambridge Technicals, Functional Skills, Key Skills, Entry Level qualifications, NVQs and vocational qualifications in areas such as IT, business, languages, teaching/training, administration and secretarial skills.

It is also responsible for developing new specifications to meet national requirements and the needs of students and teachers. OCR is a not-for-profit organisation; any surplus made is invested back into the establishment to help towards the development of qualifications and support, which keep pace with the changing needs of today's society.

This mark scheme is published as an aid to teachers and students, to indicate the requirements of the examination. It shows the basis on which marks were awarded by examiners. It does not indicate the details of the discussions which took place at an examiners' meeting before marking commenced.




All examiners are instructed that alternative correct answers and unexpected approaches in candidates' scripts must be given marks that fairly reflect the relevant knowledge and skills demonstrated.

Mark schemes should be read in conjunction with the published question papers and the report on the examination.

© OCR 2020

Annotations

Annotation	Meaning
DO NOT ALLOW	Answers which are not worthy of credit
IGNORE	Statements which are irrelevant
ALLOW	Answers that can be accepted
()	Words which are not essential to gain credit
—	Underlined words must be present in answer to score a mark
ECF	Error carried forward
AW	Alternative wording
ORA	Or reverse argument

Annotation	Meaning
BP	Blank Page – this annotation must be used on all blank pages within an answer booklet and on each page of an additional object where there is no candidate response.
	Tick
	Cross
CON	Contradiction
BOD	Benefit of doubt
KU	AO1 – Knowledge and understanding
APP	AO2 – Apply knowledge and understanding
AN	AO3 - Analyse
EVAL	AO4 - Evaluation
	Omission
NAQ	Not answered question
SEEN	Noted but no credit given
TV	Too vague
OFR	Own figure rule
REP	Repetition

INTRODUCTION

Your first task as an Examiner is to become thoroughly familiar with the material on which the examination depends. This material includes:

- the specification, especially the assessment objectives
- the question paper
- the mark scheme.

You should ensure that you have copies of these materials.

You should ensure also that you are familiar with the administrative procedures related to the marking process. These are set out in the OCR booklet **Instructions for Examiners**. If you are examining for the first time, please read carefully **Appendix 5 Introduction to Script Marking: Notes for New Examiners**.

Please ask for help or guidance whenever you need it. Your first point of contact is your Team Leader.

Question			Answer	Mark	AO element	Guidance
						Where a response is written and overwritten with a different letter the mark cannot be awarded unless it is clear which is the answer provided
1			D	1	1.2	
2			B	1	2.6	
3			A	1	1.1	
4			C	1	1.2	
5			C	1	1.2	
6			A	1	2.5	
7			C	1	2.2	
8			B	1	2.5	
9			B	1	2.8	
10			C	1	1.1	
11			D	1	1.2	
12			D	1	2.7	
13			D	1	2.7	
14			C	1	2.4	
15			C	1	1.1	
16			C	1	2.1	
17			B	1	2.6	
18			D	1	1.1	
19			D	1	1.1	
20			C	1	2.6	

Question			Answer	Mark	AO element	Guidance
21	(a)		(mitosis) for growth (of zygote / embryo) ✓ (which needs) <u>genetically identical</u> cells ✓ (not meiosis as) gametes / haploid cells not produced ✓	2 max	1.2	ALLOW <u>identical genetic</u> information ALLOW ORA ALLOW diploid cells produced ALLOW there is no halving of chromosome number in mitosis ALLOW meiosis produces haploid cells / gametes / cells with 23 chromosomes
21	(b)	(i)	<i>embryonic stem cells</i> (are) undifferentiated / not specialised ✓ (are) a renewing source of cells / AW ✓ (can) differentiate into any cell <u>type</u> (of the developing foetus) ✓	2 max	1.2	ALLOW have ability to divide continually ALLOW can form all <u>types</u> of cells
21	(b)	(ii)	<i>not totipotent stem cells</i> as cannot form whole organism ✓ cannot give rise to extra-embryonic tissues / AW ✓ named example of tissue not formed ✓	2 max	2.1	ALLOW are pluripotent ALLOW cannot form any, cell / tissue, type Eg have already differentiated a bit (into embryo cells) e.g. umbilicus / placenta / amnion

Question			Answer	Mark	AO element	Guidance
22	(a)	(i)	<p>1 is long chain (of amino acids) ✓</p> <p>2 little / no, tertiary structure ✓</p> <p>3 insoluble / has many non-polar amino acids ✓</p> <p>4 has, only two different amino acids / only glycine and proline / a small range of amino acids ✓</p> <p>5 has a structural function / provides strength (to the artery wall) ✓</p>	3 max	2.1	<p>ALLOW long molecule</p> <p>IGNORE reference to secondary structure</p> <p>Note: 'many' non-polar amino acids must be implied in response</p> <p>ALLOW has many, hydrophobic R groups / amino acids</p> <p>ALLOW so can withstand pressure of blood</p>
22	(a)	(ii)	<p>many, hydrogen bonds (between polypeptides) ✓</p> <p>many, covalent bonds / crosslinks (between collagen molecules) ✓</p> <p>polypeptides overlap / polypeptides have staggered ends ✓</p>	1 max	2.1	
22	(b)		<p>1 digest / hydrolyse / break down, collagen into amino acids ✓</p> <p>and</p> <p>2 place, sample / AW, on, chromatography paper / chromatography plate / stationary phase ✓</p> <p>3 dry and repeat ✓</p> <p>4 place, (chromatography) paper / (chromatography) plate / stationary phase, in solvent ✓</p> <p>5 additional detail ✓</p> <p style="text-align: right;"><i>max 2</i></p>	3 max	1.2 / 2.7	<p>ALLOW 'collagen' for 'sample' unless mp 1 awarded</p> <p>DO NOT ALLOW ethanol or water for solvent but allow Butanol or ethanoic acid</p> <p>EG: Place sample on pencil line Draw pencil line close to end of paper Ensure solvent does not reach sample</p>

						Stop movement before solvent reaches top of paper / plate Use pencil line to mark solvent front Use stain to make amino acids visible
22	(c)	(i)	Rf values 0.23 +/-0.02 and 0.70 +/-0.03 ✓✓ 42/60 = 0.70 14/60 = 0.23	2	2.8	ALLOW 0.21-0.25 and 0.67-0.73 IGNORE additional decimal places
22	(c)	(ii)	(Rf value shows amino acids are) glycine and leucine / isoleucine / phenylalanine ✓ Proline low concentration ✓	2	3.2	ALLOW ecf amino acid from incorrect calculation in cii IGNORE any response that refers to the chromatogram and does not refer to the table

Question		Answer	Mark	AO element	Guidance
23	(a)	<p>phospholipid (molecules form) bilayer ✓</p> <p>(forming) cisternae / network of membranes / flattened sacs ✓</p> <p>covered (on outside) with ribosomes / AW ✓</p> <p>membrane continuous with nuclear envelope ✓</p>	3 max	2.1/1.1	<p>IGNORE fluid filled</p> <p>IGNORE contains / lined with / has a lot of, ribosomes</p>
23	(b)	<p>1 compartmentalisation / maintain different conditions from cell cytoplasm ✓</p> <p>2 separating proteins (synthesised) from cell cytoplasm ✓</p> <p>3 hold, ribosomes / enzymes, in place ✓</p> <p>4 AVP ✓–</p>	2 max	2.1	<p>1 ALLOW keeps specific conditions needed in RER</p> <p>ALLOW controls what enters RER</p> <p>ALLOW for attachment of ribosomes</p> <p>e.g. packaging proteins into transport vesicles / labelling proteins (on vesicle membranes)</p>

Question		Answer	Mark	AO element	Guidance
24	(a)	<p>P1 some water vapour not condensed ✓ S1 (so) record mass of bag ✓</p> <p>P2 water accumulating in bag / AW, reduces transpiration ✓ S2 record for, shorter time / less than 6 hours ✓</p> <p>P3 not all (liquid) water enters syringe as some left in the bag ✓ S3 record mass of bag before and after experiment ✓</p> <p>P4 time of day / temperature / light intensity, not controlled ✓ S4 do all experiments at the same, time of day / temperature / light intensity ✓</p> <p>P5 paperclip seal not completely airtight (water vapour might escape) ✓ S5 use, elastic band / sticky tape , to seal bag on leaf ✓</p> <p>P6 insufficient time for water to accumulate ✓ S6 leave for longer time ✓</p> <p>P7 leaves of different size ✓ S7 pick similar sized leaves / measure leaf area and divide ✓</p>	4 max	3.3 3.4	<p>Mark first two problems and solutions only Mark as pairs of answers P for problem and S for suggested improvement</p> <p>ALLOW e.g. record for 1 hour</p> <p>ALLOW not all water collected from bag</p> <p>IGNORE measure leaf surface area</p>
24	(b)	<p><i>conclusion</i> there is (probably) no (significant) difference between the transpiration rates of tomato and water melon leaves ✓</p> <p><i>because</i> difference in, water collected / transpiration rate, between tomato and watermelon very small ✓</p> <p>standard deviations (very) large / data very spread out ✓ max 1</p>	2 max	3.1/3.2	<p>ALLOW only 0.008 cm³ difference 'for very small'</p> <p>ALLOW error bars / standard deviations overlap ALLOW SD for standard deviation ALLOW range bars overlap</p>

Question		Answer	Mark	AO element	Guidance
24	(c)	1 ref. potometer airtight / watertight ✓ 2 dry leaves ✓ 3 cut shoot under water / slanted cut ✓ 4 measure distance air bubble travels per (named) time interval OR Measure time for air bubble to travel known distance ✓ 5 calculate volume of water uptake ✓ 6 ref. maintaining (named) constant conditions ✓	4 max	1.2	ALLOW use of Vaseline ALLOW set up potometer under water ALLOW use of correct unit to indicate measurement eg. mm min ⁻¹ ALLOW use πr^2 / cross sectional area x distance (to calculate water uptake)
24	(d)	symplast pathway passing through the cytoplasm / plasmodesmata ✓ apoplast pathway passing, along / between, the cell walls ✓ vacuolar pathway passing through the vacuoles ✓	2 max	1.2	ALLOW 1 mark for two named pathways even if descriptions not given or incorrect ALLOW 1 mark for two correct descriptions even if names not given

Question		Answer	Mark	AO element	Guidance	
25	(a)	<p>1 nucleotides joined by phosphodiester bonds ✓</p> <p>2 hydrogen bonds between, complementary / named bases ✓</p> <p>3 (polynucleotides) are anti parallel / described ✓</p> <p>4 AVP ✓</p>	3 max	1.1	<p>1 ALLOW sugar phosphate backbone held with phosphodiester bonds</p> <p>e.g. sense / coding, strand is 5' to 3' antisense / nonsense / template, strand is 3' to 5'</p>	
25	(b)	(i)			<p>2.8 x 10³ ✓✓✓</p>	<p>3</p> <p>2.6</p> <p>ALLOW 2.777 x 10³ or 2.778 x 10³ or 2.78 x 10³ ALLOW 2 marks for 2777 ALLOW max 2 marks for working Each line can be awarded 1 mark:</p> <p>3000 000 000 / 50 = 60 000 000 (s⁻¹) 60 000 000 (s⁻¹) / 3600 (s) = 16 667 (h⁻¹) 16 667 / 6 (h)</p> <p>OR</p> <p>3 000 000 000 ÷ 21600 (i.e. 6 x 60 x 60) = 138 889 138 889 ÷ 50 1.08 x 10⁶ / 1080000</p> <p>Each line can be awarded 2 marks: 3000000000 ÷ 1080000 (ie: 6 x 60 x 60 x 50)</p>

						OR $3 \times 10^9 \div 1.08 \times 10^6$
25	(b)	(ii)	helicase ✓ <u>DNA</u> polymerase ✓ AVP ✓ e.g. (DNA) ligase (DNA) gyrase	2 max	1.2	ALLOW 'helixase'
25	(b)	(iii)	1 enzymes , are (biological) catalysts / speed up reactions ✓ 2 they lower the activation energy (so reactions can take place at, low / body, temperatures) ✓ 3 high temperatures (in living organisms), would denature, enzymes / proteins ✓	2 max	1.1	ALLOW enzymes catalyse reactions ALLOW enzymes reduce time taken for reaction

OCR (Oxford Cambridge and RSA Examinations)
The Triangle Building
Shaftesbury Road
Cambridge
CB2 8EA

OCR Customer Contact Centre

Education and Learning

Telephone: 01223 553998

Facsimile: 01223 552627

Email: general.qualifications@ocr.org.uk

www.ocr.org.uk

For staff training purposes and as part of our quality assurance programme your call may be recorded or monitored