

Write your name here

Surname

Other names

**Pearson Edexcel**  
**Level 3 GCE**

Centre Number

--	--	--	--	--

Candidate Number

--	--	--	--

# Mathematics

## Advanced Subsidiary

### Paper 1: Pure Mathematics

Wednesday 16 May 2018 – Morning  
**Time: 2 hours**

Paper Reference

**8MA0/01**

**You must have:**

Mathematical Formulae and Statistical Tables, calculator

Total Marks

--

**Candidates may use any calculator allowed by the regulations of the Joint Council for Qualifications. Calculators must not have the facility for symbolic algebra manipulation, differentiation and integration, or have retrievable mathematical formulae stored in them.**

### Instructions

- Use **black** ink or ball-point pen.
- If pencil is used for diagrams/sketches/graphs it must be dark (HB or B).
- **Fill in the boxes** at the top of this page with your name, centre number and candidate number.
- Answer **all** questions and ensure that your answers to parts of questions are clearly labelled.
- Answer the questions in the spaces provided  
– *there may be more space than you need.*
- You should show sufficient working to make your methods clear. Answers without working may not gain full credit.
- Answers should be given to three significant figures unless otherwise stated.

### Information

- A booklet 'Mathematical Formulae and Statistical Tables' is provided.
- There are 15 questions in this question paper. The total mark for this paper is 100.
- The marks for **each** question are shown in brackets  
– *use this as a guide as to how much time to spend on each question.*

### Advice

- Read each question carefully before you start to answer it.
- Try to answer every question.
- Check your answers if you have time at the end.

Turn over ►

P58346A

©2018 Pearson Education Ltd.

1/1/1/1/



Pearson

Answer ALL questions. Write your answers in the spaces provided.

1. Find

$$\int \left( \frac{2}{3}x^3 - 6\sqrt{x} + 1 \right) dx$$

giving your answer in its simplest form.

(4)

DO NOT WRITE IN THIS AREA

DO NOT WRITE IN THIS AREA

DO NOT WRITE IN THIS AREA













4. The line  $l_1$  has equation  $4y - 3x = 10$

The line  $l_2$  passes through the points  $(5, -1)$  and  $(-1, 8)$ .

Determine, giving full reasons for your answer, whether lines  $l_1$  and  $l_2$  are parallel, perpendicular or neither.

(4)

DO NOT WRITE IN THIS AREA

DO NOT WRITE IN THIS AREA

DO NOT WRITE IN THIS AREA







5. A student's attempt to solve the equation  $2\log_2 x - \log_2 \sqrt{x} = 3$  is shown below.

$$2\log_2 x - \log_2 \sqrt{x} = 3$$

$$2\log_2 \left( \frac{x}{\sqrt{x}} \right) = 3$$

using the subtraction law for logs

$$2\log_2 (\sqrt{x}) = 3$$

simplifying

$$\log_2 x = 3$$

using the power law for logs

$$x = 3^2 = 9$$

using the definition of a log

(a) Identify two errors made by this student, giving a brief explanation of each.

(2)

(b) Write out the correct solution.

(3)





6.

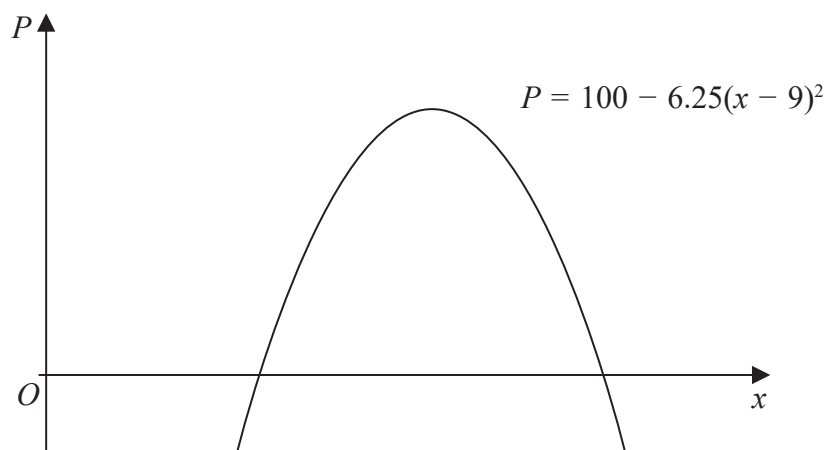


Figure 1

A company makes a particular type of children's toy.

The annual profit made by the company is modelled by the equation

$$P = 100 - 6.25(x - 9)^2$$

where  $P$  is the profit measured in thousands of pounds and  $x$  is the selling price of the toy in pounds.

A sketch of  $P$  against  $x$  is shown in Figure 1.

Using the model,

- (a) explain why £15 is not a sensible selling price for the toy. (2)

Given that the company made an annual profit of more than £80 000

- (b) find, according to the model, the least possible selling price for the toy. (3)

The company wishes to maximise its annual profit.

State, according to the model,

- (c) (i) the maximum possible annual profit,  
 (ii) the selling price of the toy that maximises the annual profit. (2)























































13.

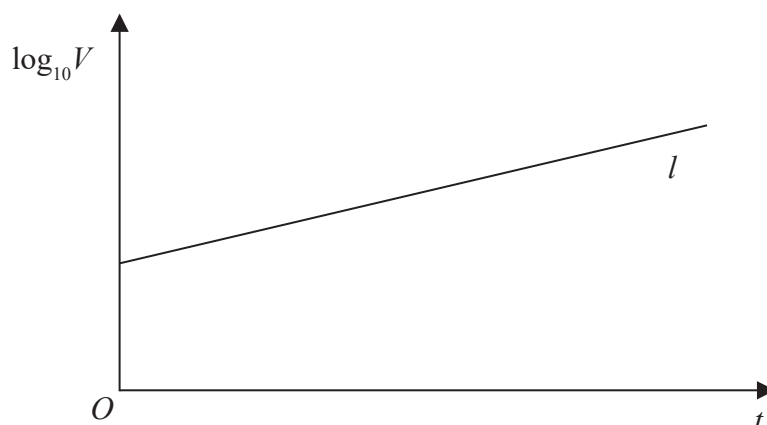


Figure 3

The value of a rare painting, £ $V$ , is modelled by the equation  $V = pq^t$ , where  $p$  and  $q$  are constants and  $t$  is the number of years since the value of the painting was first recorded on 1st January 1980.

The line  $l$  shown in Figure 3 illustrates the linear relationship between  $t$  and  $\log_{10} V$  since 1st January 1980.

The equation of line  $l$  is  $\log_{10} V = 0.05t + 4.8$

- (a) Find, to 4 significant figures, the value of  $p$  and the value of  $q$ . (4)
- (b) With reference to the model interpret
- (i) the value of the constant  $p$ ,
  - (ii) the value of the constant  $q$ . (2)
- (c) Find the value of the painting, as predicted by the model, on 1st January 2010, giving your answer to the nearest hundred thousand pounds. (2)



















15.

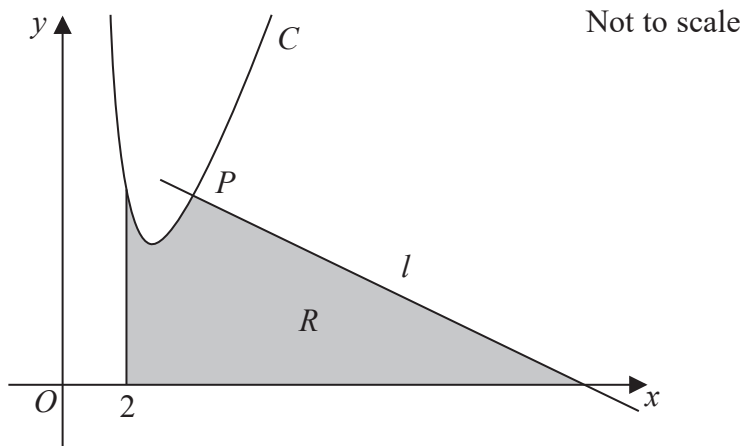


Figure 4

Figure 4 shows a sketch of part of the curve  $C$  with equation

$$y = \frac{32}{x^2} + 3x - 8, \quad x > 0$$

The point  $P(4, 6)$  lies on  $C$ .

The line  $l$  is the normal to  $C$  at the point  $P$ .

The region  $R$ , shown shaded in Figure 4, is bounded by the line  $l$ , the curve  $C$ , the line with equation  $x = 2$  and the  $x$ -axis.

Show that the area of  $R$  is 46

(Solutions based entirely on graphical or numerical methods are not acceptable.)

(10)

DO NOT WRITE IN THIS AREA

DO NOT WRITE IN THIS AREA

DO NOT WRITE IN THIS AREA









