

Write your name here

Surname

Other names

Pearson
Edexcel GCE

Centre Number

--	--	--	--	--

Candidate Number

--	--	--	--

Chemistry

Advanced Subsidiary

Paper 2: Core Organic and Physical Chemistry

Friday 10 June 2016 – Afternoon

Time: 1 hour 30 minutes

Paper Reference

8CH0/02

You must have:

Data Booklet

Scientific calculator, ruler

Total Marks

--

Instructions

- Use **black** ink or ball-point pen.
- **Fill in the boxes** at the top of this page with your name, centre number and candidate number.
- Answer **all** questions.
- Answer the questions in the spaces provided – *there may be more space than you need.*

Information

- The total mark for this paper is 80.
- The marks for **each** question are shown in brackets – *use this as a guide as to how much time to spend on each question.*
- You may use a scientific calculator.
- For questions marked with an **asterisk** (*), marks will be awarded for your ability to structure your answer logically showing the points that you make are related or follow on from each other where appropriate.

Advice

- Read each question carefully before you start to answer it.
- Try to answer every question.
- Check your answers if you have time at the end.
- Show all your working in calculations and include units where appropriate.

Turn over ►

P49838A

©2016 Pearson Education Ltd.

3/3/3/5/3/1/



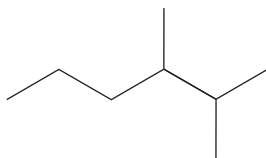
PEARSON

Answer ALL questions.

Some questions must be answered with a cross .
If you change your mind about an answer, put a line through the box
and then mark your new answer with a cross .

1 Alkanes are a homologous series of hydrocarbons.

(a) What is the name of this compound?



(1)

- A 1,1,2-trimethylpentane
- B 2,3-dimethylhexane
- C 4,5-dimethylhexane
- D 4,5,5-trimethylpentane

(b) The number of structural isomers with the molecular formula C_5H_{12} is

(1)

- A 3
- B 4
- C 5
- D 6

(c) Write the equation for reforming heptane into cycloheptane, showing the **skeletal** formulae of the organic molecules.

(2)

DO NOT WRITE IN THIS AREA

DO NOT WRITE IN THIS AREA

DO NOT WRITE IN THIS AREA



(d) Ethane reacts with chlorine in the presence of ultraviolet light to form a mixture of products.

(i) In the initiation step, chlorine molecules are converted into radicals.



Identify the type of bond broken and the type of bond fission occurring in this step.

(1)

	Bond broken	Bond fission
<input type="checkbox"/> A	π	heterolytic
<input type="checkbox"/> B	σ	heterolytic
<input type="checkbox"/> C	π	homolytic
<input type="checkbox"/> D	σ	homolytic

(ii) Write the propagation steps to show the formation of $\text{C}_2\text{H}_5\text{Cl}$.

(2)

(iii) State how some butane, C_4H_{10} , is formed in the reaction.

(1)

.....

.....

(Total for Question 1 = 8 marks)



DO NOT WRITE IN THIS AREA

DO NOT WRITE IN THIS AREA

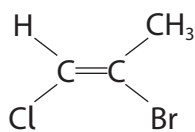
DO NOT WRITE IN THIS AREA

BLANK PAGE



2 Compounds with a carbon–carbon double bond are unsaturated.

(a) What is the name of the compound shown?



(1)

- A *cis*-2-bromo-1-chloroprop-1-ene
- B *E*-2-bromo-1-chloroprop-1-ene
- C *trans*-2-bromo-1-chloroprop-1-ene
- D *Z*-2-bromo-1-chloroprop-1-ene

(b) Ethene reacts with bromine in the dark.

(i) What is the classification of the mechanism for the reaction between ethene and bromine?

(1)

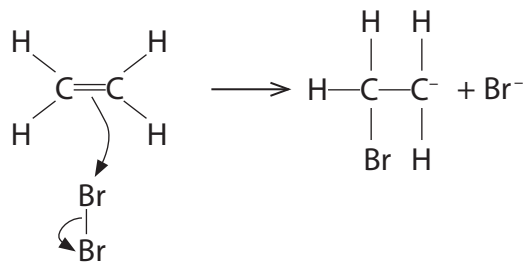
- A electrophilic addition
- B electrophilic substitution
- C nucleophilic addition
- D nucleophilic substitution



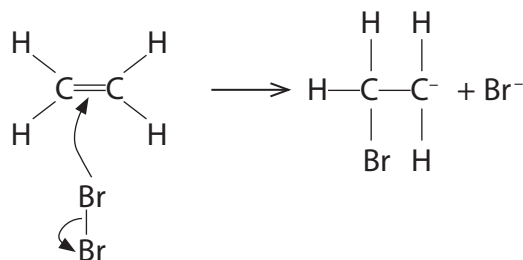
(ii) Which of the following shows the formation of the intermediate in the mechanism for the reaction between ethene and bromine?

(1)

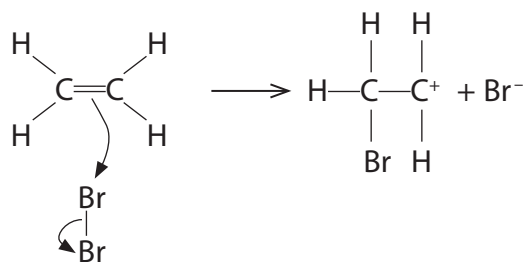
A



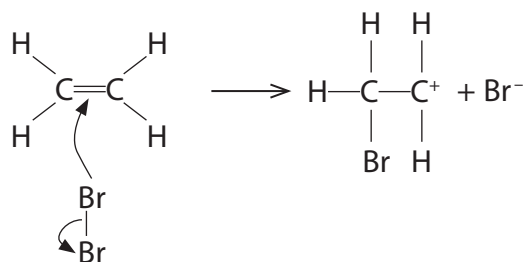
B



C



D



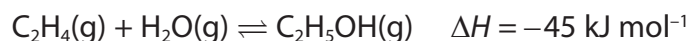
DO NOT WRITE IN THIS AREA

DO NOT WRITE IN THIS AREA

DO NOT WRITE IN THIS AREA



(c) Ethene reacts with steam to form ethanol in a reversible reaction.



At 300°C and a pressure of 65 atm, the equilibrium yield of ethanol is 5%.

(i) State the effect, if any, on the yield of ethanol when the temperature is **increased**.

(1)

(ii) State the effect, if any, on the yield of ethanol when the pressure is **decreased**.

(1)

(iii) What is the expression for the equilibrium constant, K_c , for this reaction?

(1)

A $\frac{[\text{C}_2\text{H}_4(\text{g})] + [\text{H}_2\text{O}(\text{g})]}{[\text{C}_2\text{H}_5\text{OH}(\text{g})]}$

B $\frac{[\text{C}_2\text{H}_4(\text{g})][\text{H}_2\text{O}(\text{g})]}{[\text{C}_2\text{H}_5\text{OH}(\text{g})]}$

C $\frac{[\text{C}_2\text{H}_5\text{OH}(\text{g})]}{[\text{C}_2\text{H}_4(\text{g})] + [\text{H}_2\text{O}(\text{g})]}$

D $\frac{[\text{C}_2\text{H}_5\text{OH}(\text{g})]}{[\text{C}_2\text{H}_4(\text{g})][\text{H}_2\text{O}(\text{g})]}$

(Total for Question 2 = 6 marks)



3 This question is about halogenoalkanes and kinetics.

(a) Some halogenoalkanes are hydrolysed by aqueous potassium hydroxide.

(i) Write the **ionic** equation for the hydrolysis of 2-bromobutane showing the **structural** formulae for the organic molecules.

(1)

*⁽ⁱⁱ⁾ Devise an experiment to compare the rates of hydrolysis of 2-chlorobutane, 2-bromobutane and 2-iodobutane.

State the trend in the rates of reaction. Justify your answer.

(6)

.....

.....

.....

.....

.....

.....

.....

.....

.....

.....

.....

.....

.....

.....

.....

.....

.....

.....

.....

.....

.....

.....

.....

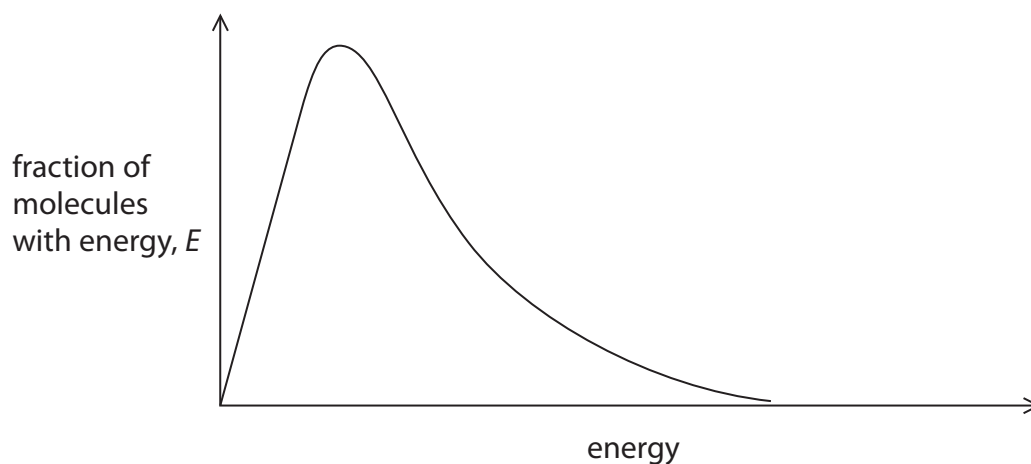


DO NOT WRITE IN THIS AREA

DO NOT WRITE IN THIS AREA

DO NOT WRITE IN THIS AREA

(b) The graph shows the Maxwell-Boltzmann distribution of molecular energies of a gaseous system.



- (i) On the graph, draw the Maxwell-Boltzmann distribution for the same system at a higher temperature. (1)
- (ii) Use the graph to explain why a small increase in temperature results in a large increase in the rate of a gaseous reaction. (3)

.....

.....

.....

.....

.....

.....

.....

.....

.....

.....

(Total for Question 3 = 11 marks)



DO NOT WRITE IN THIS AREA

DO NOT WRITE IN THIS AREA

DO NOT WRITE IN THIS AREA

BLANK PAGE



DO NOT WRITE IN THIS AREA

DO NOT WRITE IN THIS AREA

DO NOT WRITE IN THIS AREA

4 Ethanol, C₂H₅OH, is a member of the homologous series of alcohols.

(a) Calculate the number of molecules in 55.2 kg of ethanol.

[Avogadro Constant = $6.02 \times 10^{23} \text{ mol}^{-1}$]

(2)

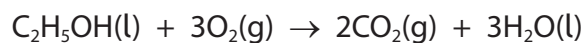
(b) Write the equation to represent the standard enthalpy change of formation of ethanol. Include state symbols.

(2)



P 4 9 8 3 8 A 0 1 1 2 8

(c) Ethanol burns completely in excess oxygen.



(i) The table shows some mean bond enthalpy data.

Bond	C—C	C—H	C—O	O—H	O=O	C=O
Mean bond enthalpy / kJ mol⁻¹	347	413	358	464	498	805

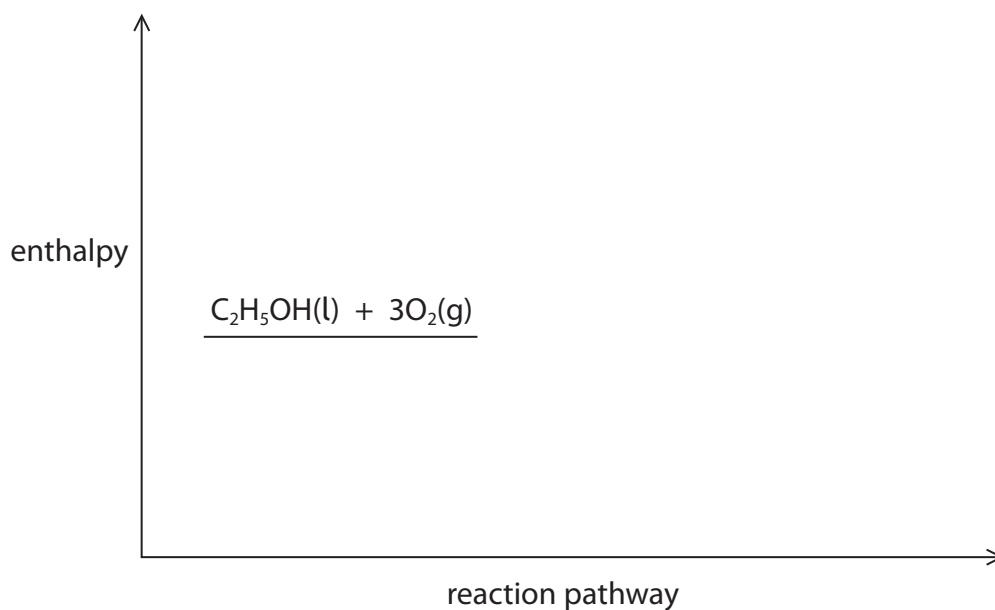
Calculate the enthalpy change, in kJ mol⁻¹, for the complete combustion of 1 mol of ethanol.

(3)



(ii) Complete the reaction profile diagram for the combustion of ethanol and fully label the diagram.

(2)



(iii) A data book value for the standard enthalpy change of combustion of ethanol is $-1367.3 \text{ kJ mol}^{-1}$.

Give the **main** reason why the value you calculated in (b)(i) is different from this data book value.

(1)

.....

.....

.....

(Total for Question 4 = 10 marks)

DO NOT WRITE IN THIS AREA

DO NOT WRITE IN THIS AREA

DO NOT WRITE IN THIS AREA



5 The following procedure may be used to prepare 2-chloro-2-methylpropane.

- Step 1** Place 15 cm³ of 2-methylpropan-2-ol in a separating funnel and slowly add 30 cm³ of concentrated hydrochloric acid (an excess), while swirling the funnel.
- Step 2** When all the hydrochloric acid has been added, leave the mixture to stand for 20 minutes, shaking it gently at intervals.
- Step 3** Once the organic and aqueous layers have completely separated, discard the aqueous layer.
- Step 4** Add saturated sodium hydrogencarbonate solution, a little at a time, to the organic layer. After each addition, invert the separating funnel and open the tap.
- Step 5** Discard the aqueous layer.
- Step 6** Transfer the organic layer to a small flask, add a solid drying agent and swirl the flask.
- Step 7** Decant the liquid into a clean flask and distil it to collect pure 2-chloro-2-methylpropane.

Some data on the organic reactant and product are given in the table.

Data	2-methylpropan-2-ol	2-chloro-2-methylpropane
molar mass / g mol ⁻¹	74.0	92.5
boiling temperature / °C	82	51
density / g cm ⁻³	0.79	0.84

- (a) Draw a diagram of a separating funnel, labelling the aqueous layer and the layer of 2-chloro-2-methylpropane that would be observed at the end of **Step 2**.

(2)



DO NOT WRITE IN THIS AREA

DO NOT WRITE IN THIS AREA

DO NOT WRITE IN THIS AREA

(b) Give the reason why sodium hydrogencarbonate solution is added to the organic layer in **Step 4** and why it is important to open the tap after adding this solution.

(2)

.....

.....

.....

.....

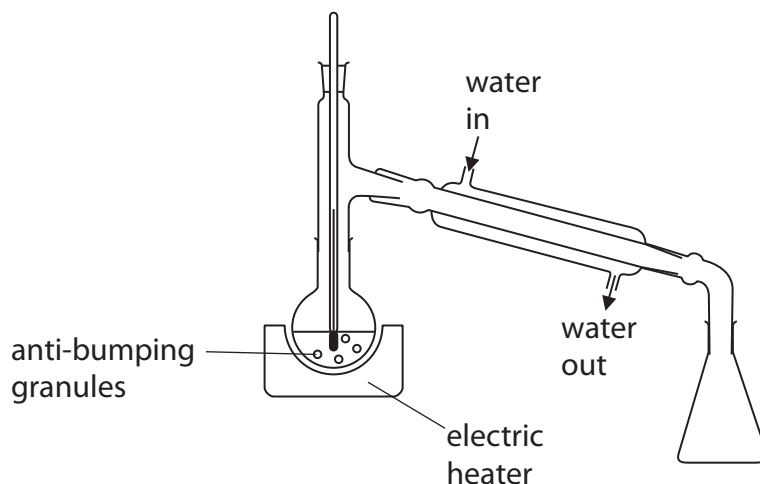
(c) Which one of these anhydrous compounds may be used as a drying agent in **Step 6**?

(1)

- A** sodium chloride
- B** sodium hydroxide
- C** sodium nitrate
- D** sodium sulfate



(d) A student set up this apparatus for distillation in **Step 7** as shown.



- (i) Describe **three** ways in which this apparatus must be modified for safe and efficient use. Assume the apparatus is suitably clamped.

(3)

.....

.....

.....

.....

.....

.....

.....

.....

.....

.....

- (ii) Give a suitable temperature range over which to collect the final product during the distillation.

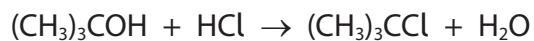
(1)

.....



- (e) In the preparation, 15 cm³ of 2-methylpropan-2-ol produced 6.9 cm³ of 2-chloro-2-methylpropane.

The equation for the reaction is



Calculate the percentage yield of 2-chloro-2-methylpropane, using data from the table.

Data	2-methylpropan-2-ol	2-chloro-2-methylpropane
molar mass / g mol ⁻¹	74.0	92.5
boiling temperature / °C	82	51
density / g cm ⁻³	0.79	0.84

(3)

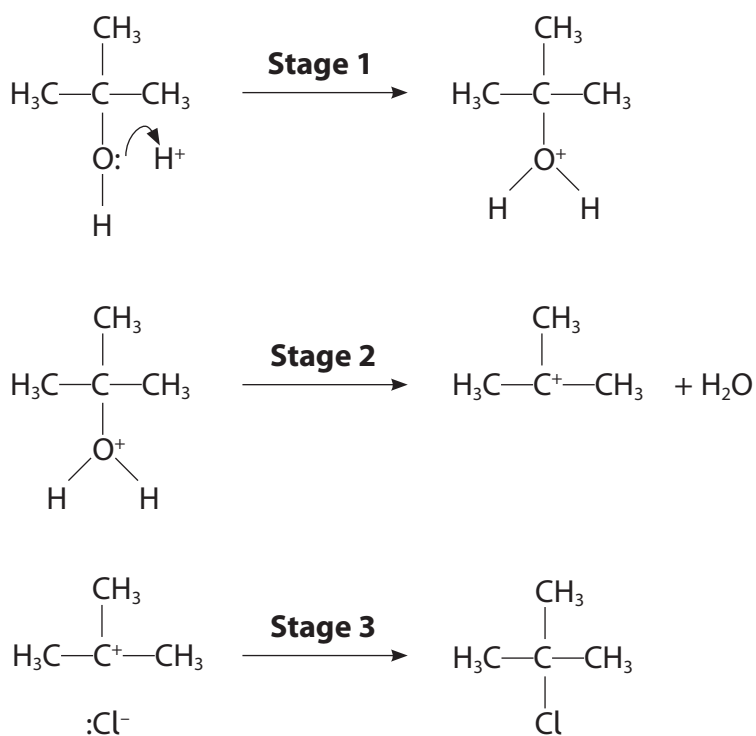
DO NOT WRITE IN THIS AREA

DO NOT WRITE IN THIS AREA

DO NOT WRITE IN THIS AREA



(f) The mechanism for the reaction is in three stages.



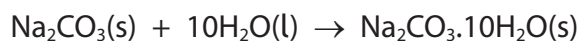
Add curly arrows to the reactants in **Stages 2** and **3** to complete the mechanism.

(2)

(Total for Question 5 = 14 marks)



- 6 A student carries out two experiments to determine the enthalpy change that occurs when anhydrous sodium carbonate reacts to form hydrated sodium carbonate.



- (a) In the first experiment, the student determines the enthalpy change of solution for anhydrous sodium carbonate.

50.0g of distilled water is placed in a polystyrene cup and the temperature is recorded.

A sample of anhydrous sodium carbonate is added to the water, the mixture is stirred and the final temperature recorded.

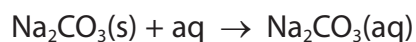
The results for this experiment are shown in the table.

mass used / g	5.09
initial temperature / °C	27.0
final temperature / °C	32.4

Calculate the enthalpy change of solution, in kJ mol^{-1} , for anhydrous sodium carbonate.

Give your answer to an appropriate number of significant figures and include a sign.

[Use $4.18 \text{ J g}^{-1} \text{ }^\circ\text{C}^{-1}$ as the specific heat capacity of water]



(4)



- (b) In the second experiment, the student determines the enthalpy change of solution for hydrated sodium carbonate.



Complete the Hess cycle and, together with your answer to (a) calculate the enthalpy change when anhydrous sodium carbonate reacts to form hydrated sodium carbonate. Include a sign in your answer.

(2)



--

- (c) Hydrated sodium carbonate slowly loses some water of crystallisation when left in air.

Explain how the enthalpy change in the second experiment would compare with the data book value if an old sample of hydrated sodium carbonate had been used.

(2)

.....

.....

.....

.....

.....

.....

(Total for Question 6 = 8 marks)



DO NOT WRITE IN THIS AREA

DO NOT WRITE IN THIS AREA

DO NOT WRITE IN THIS AREA

7 This question is about the identification of an alcohol, **X**.

(a) Alcohol **X** has the following percentage composition by mass:

carbon, C = 68.2%

hydrogen, H = 13.6%

oxygen, O = 18.2%

The molecular ion peak in the mass spectrum for alcohol **X** occurs at $m/z = 88$.

Use all of these data to show that the molecular formula for alcohol **X** is $C_5H_{12}O$.
Include your working.

(2)

(b) (i) When alcohol **X** is oxidised, a carboxylic acid is formed.

State what information this gives about alcohol **X**.

(1)



(ii) Draw the **displayed** formulae of the four possible structural isomers that could be alcohol **X**.

(3)

Alcohol 1	Alcohol 2
Alcohol 3	Alcohol 4

(iii) The mass spectrum of alcohol **X** has a major peak at $m/z = 45$.

Draw the structure of the species that could give this peak.

(1)

DO NOT WRITE IN THIS AREA

DO NOT WRITE IN THIS AREA

DO NOT WRITE IN THIS AREA



(iv) Alcohol **X** has a branched chain.

Identify alcohol **X**, explaining your reasoning.

(2)

DO NOT WRITE IN THIS AREA

DO NOT WRITE IN THIS AREA

DO NOT WRITE IN THIS AREA

.....

.....

.....

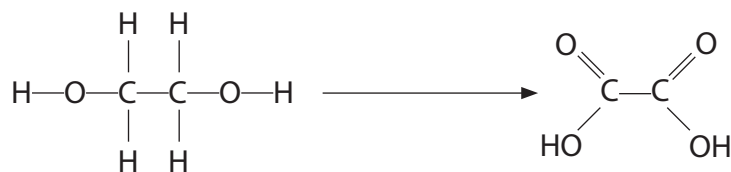
.....

(Total for Question 7 = 9 marks)



8 Ethanedioic acid has two carboxylic acid groups.

(a) Ethanedioic acid, $\text{H}_2\text{C}_2\text{O}_4$, can be prepared from ethane-1,2-diol.



Give the reagents and condition required for this reaction.

(2)

Reagents

Condition

(b) The formula for ethanedioic acid crystals is $\text{H}_2\text{C}_2\text{O}_4 \cdot n\text{H}_2\text{O}$.

To determine the number of moles of water of crystallisation, n , in 1 mol of ethanedioic acid crystals, a student carried out the following procedure.

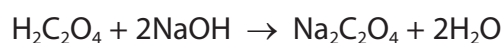
- Prepare 250.0cm^3 of a solution containing a known mass of about 1 g of ethanedioic acid crystals.
- Titrate 25.0cm^3 portions of the ethanedioic acid solution with 0.103 mol dm^{-3} sodium hydroxide solution, using phenolphthalein as indicator.

The student obtained these results:

mass of ethanedioic acid crystals = 1.09 g

mean titre = 16.20cm^3

The equation for the reaction is



(i) Describe how the student should prepare the 250.0 cm³ of ethanedioic acid solution.

(4)

.....

.....

.....

.....

.....

.....

.....

.....

(ii) Give the colour change at the end-point in this titration.

(1)

From to

(iii) Calculate a value of n in the formula H₂C₂O₄.nH₂O from these data.

(5)

DO NOT WRITE IN THIS AREA

DO NOT WRITE IN THIS AREA

DO NOT WRITE IN THIS AREA



(iv) The student thought that the ethanedioic acid crystals used may have been slightly damp.

Explain the effect of using damp crystals on the titre and on the value of n .

(2)

.....

.....

.....

.....

.....

.....

.....

(Total for Question 8 = 14 marks)

TOTAL FOR PAPER = 80 MARKS

DO NOT WRITE IN THIS AREA

DO NOT WRITE IN THIS AREA

DO NOT WRITE IN THIS AREA



DO NOT WRITE IN THIS AREA

DO NOT WRITE IN THIS AREA

DO NOT WRITE IN THIS AREA

BLANK PAGE



P 4 9 8 3 8 A 0 2 7 2 8

