

Write your name here

Surname

Other names

Centre Number

Candidate Number

Pearson Edexcel
Level 1/Level 2 GCSE (9-1)

Chemistry

Paper 2

Higher Tier

Sample Assessment Materials for first teaching September 2016

Time: 1 hour 45 minutes

Paper Reference

1CH0/2H

You must have:

a calculator
a ruler

Total Marks

Instructions

- Use **black** ink or ball-point pen.
- **Fill in the boxes** at the top of this page with your name, centre number and candidate number.
- Answer **all** questions.
- Answer the questions in the spaces provided
– *there may be more space than you need.*
- Calculators may be used.
- Any diagrams may NOT be accurately drawn, unless otherwise indicated.
- You must **show all your working out** with **your answer clearly identified** at the **end of your solution**.

Information

- The total mark for this paper is 100.
- The marks for **each** question are shown in brackets
– *use this as a guide as to how much time to spend on each question.*
- In questions marked with an asterisk (*), marks will be awarded for your ability to structure your answer logically showing how the points that you make are related or follow on from each other where appropriate.

Advice

- Read each question carefully before you start to answer it.
- Try to answer every question.
- Check your answers if you have time at the end.

Turn over ►

S50048A

©2016 Pearson Education Ltd.



S 5 0 0 4 8 A 0 1 2 8

PEARSON

Answer ALL questions. Write your answers in the spaces provided.

**Some questions must be answered with a cross in a box ☒.
If you change your mind about an answer, put a line through the box ☒ and then
mark your new answer with a cross ☒.**

1 This question is about changes to the Earth's atmosphere.

(a) Which of the following is a correct statement about the relative amounts of carbon dioxide and oxygen in the Earth's early atmosphere?

(1)

- A** large amount of carbon dioxide and large amount of oxygen
- B** large amount of carbon dioxide and small amount of oxygen
- C** small amount of carbon dioxide and large amount of oxygen
- D** small amount of carbon dioxide and small amount of oxygen

(b) Several processes change the composition of the Earth's atmosphere.

Describe how the composition of the atmosphere is affected by burning fossil fuels.

(2)

.....

.....

.....

.....

DO NOT WRITE IN THIS AREA

DO NOT WRITE IN THIS AREA

DO NOT WRITE IN THIS AREA

DO NOT WRITE IN THIS AREA

DO NOT WRITE IN THIS AREA

DO NOT WRITE IN THIS AREA

(c) The graphs in Figure 1 and Figure 2 show the concentration of carbon dioxide in the atmosphere and the mean global temperature between 1960 and 2000.

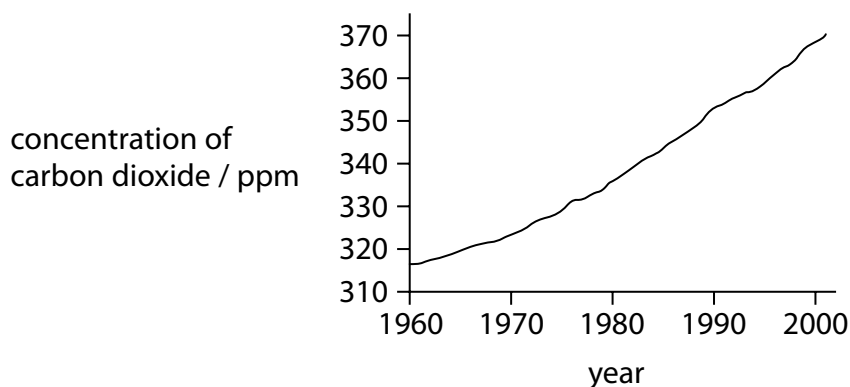


Figure 1

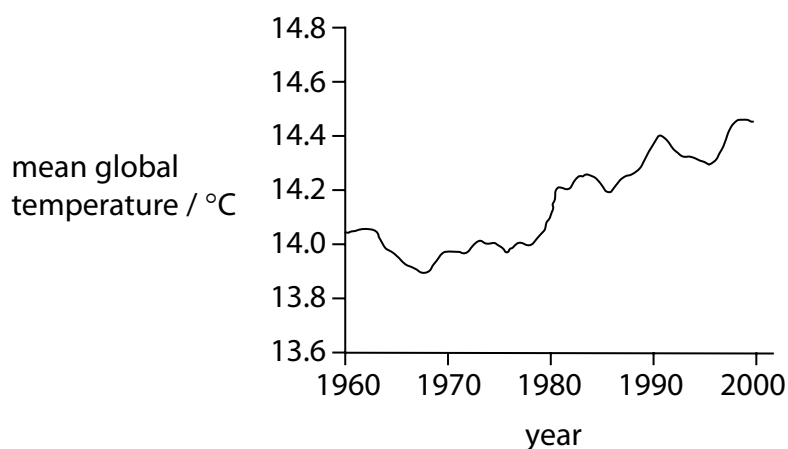


Figure 2

Explain whether these graphs provide evidence that an increase in carbon dioxide is causing the Earth's temperature to rise.

(2)

.....

.....

.....

.....

(d) Which of these pairs of gases are both greenhouse gases?

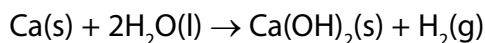
(1)

- A nitrogen and methane
- B nitrogen and oxygen
- C oxygen and water vapour
- D water vapour and methane

(Total for Question 1 = 6 marks)

2 Magnesium and calcium are in group 2 of the periodic table. They are less reactive than the metals in group 1.

(a) Calcium reacts with water to form calcium hydroxide, Ca(OH)_2 , and hydrogen, H_2 .



Describe what would be **seen** when a piece of calcium is dropped into a container of water.

(2)

.....

.....

.....

.....

(b) Magnesium reacts very slowly with cold water but it reacts faster with steam, H_2O , and forms magnesium oxide, MgO , and hydrogen.

Write the balanced equation for the reaction between magnesium and steam.

(2)

.....

(c) The electronic configurations of magnesium and calcium are

magnesium 2.8.2
calcium 2.8.8.2

When magnesium and calcium react with water they form positive ions.

Suggest an explanation, in terms of their electronic configurations, why calcium is more reactive than magnesium.

(2)

.....

.....

.....

.....

(d) A sample of calcium bromide contains 0.2 g calcium and 0.8 g bromine by mass.

Calculate the empirical formula of calcium bromide.

(relative atomic masses: Ca = 40, Br = 80)

(3)

empirical formula =

(Total for Question 2 = 9 marks)

DO NOT WRITE IN THIS AREA

DO NOT WRITE IN THIS AREA

DO NOT WRITE IN THIS AREA

3 Crude oil is a mixture of hydrocarbons.

It can be separated into fractions.

(a) Which of these mixtures shows formulae of substances that could be in the gaseous fraction of crude oil?

(1)

- A** C_2H_4 , C_3H_8 , C_4H_{10} , O
- B** C_2H_4 , C_3H_7Br , C_4H_{10}
- C** C_2H_6 , C_3H_8 , C_4H_{10}
- D** C_2H_6 , C_3H_7Br , C_4H_{10} , O

(b) Figure 3 shows the percentages of the fractions in crude oil from three different oil wells.

fraction	percentage of fraction in crude oil from		
	oil well A	oil well B	oil well C
gases	1	6	9
petrol	2	15	24
kerosene	6	14	20
diesel oil	7	10	16
fuel oil	26	28	30
bitumen	58	27	1

Figure 3

(i) State which oil well contains the greatest combined total of diesel oil and fuel oil.

(1)

(ii) State which oil well produces a crude oil containing the highest percentage of the high boiling point fractions.

(1)

(c) Fractions of crude oil contain alkanes.

A sample of decane, $C_{10}H_{22}$, cracked using the apparatus in Figure 4.

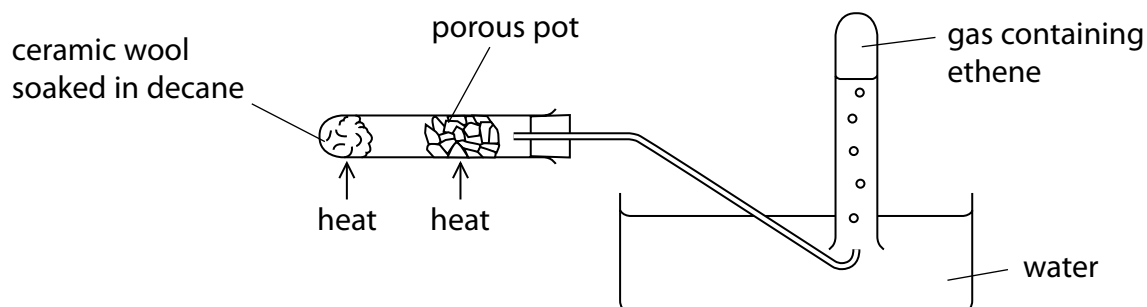
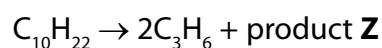


Figure 4

(i) Explain how ethene is produced using the apparatus in Figure 4.

(3)

(ii) One molecule of decane produced two molecules of propene, C_3H_6 , and one molecule of product Z.



What is the formula of product Z?

(1)

- A C_4H_8
- B C_4H_{10}
- C C_7H_{14}
- D C_7H_{16}

(iii) When decane undergoes complete combustion, a mixture of carbon dioxide and water is formed.

Complete the balanced equation for this reaction.

(2)



(Total for Question 3 = 9 marks)

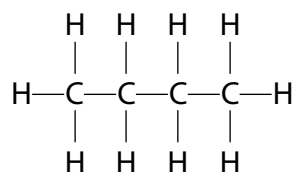
DO NOT WRITE IN THIS AREA

DO NOT WRITE IN THIS AREA

DO NOT WRITE IN THIS AREA

4 Alkanes and alkenes are hydrocarbons.

The structure of a molecule of butane is shown.



(a) Which of the following is the empirical formula for butane?

(1)

- A** CH
- B** CH₂
- C** C₂H₅
- D** C₄H₁₀

(b) Figure 5 shows some information about the alkenes, ethene and propene.

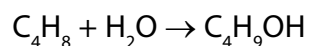
Complete the table. The structure of propene must show all covalent bonds.

(2)

name of alkene	molecular formula	structure
ethene		$\begin{array}{ccc} \text{H} & & \text{H} \\ & \diagdown & / \\ & \text{C} = \text{C} & \\ & / & \diagdown \\ \text{H} & & \text{H} \end{array}$
propene	C ₃ H ₆	

Figure 5

(c) Butene reacts with steam to produce butanol.



- (i) Calculate the maximum mass of butanol, $\text{C}_4\text{H}_9\text{OH}$, that can be produced when 1.4 kg of butene, C_4H_8 , reacts with excess steam.

(relative atomic masses: H = 1, C = 12, O = 16
relative molecular mass of butene, C_4H_8 = 56)

(3)

mass of butanol = kg

- (ii) What type of reaction takes place between butene and steam?

(1)

- A addition
- B dehydration
- C neutralisation
- D substitution

(d) A sample of each of three hydrocarbons, **X**, **Y** and **Z**, was shaken with bromine water. Bromine water is orange coloured.

The results are:

X orange mixture becomes colourless

Y orange mixture becomes colourless

Z mixture remains orange

Using the results, comment on the structures of the hydrocarbons **X**, **Y** and **Z**.

(2)

.....

.....

.....

.....

(Total for Question 4 = 9 marks)

5 Qualitative tests are used to identify ions.

- (a) A student carries out a flame test on an unknown solid.
A red flame is seen.
The student concludes that the solid is lithium carbonate.

Explain why this conclusion is **not** justified.

(2)

.....

.....

.....

.....

- (b) The following tests were carried out on a substance containing two ions.

1. A flame test on the solid substance produced a yellow colour.
2. Dilute hydrochloric acid was added to a solution of the substance followed by a few drops of barium chloride solution.
A white precipitate formed.

Give the name and formula of the substance.

(2)

Name of substance

Formula of substance

- (c) The test for chloride ions was carried out on a solution.
Dilute nitric acid was added to the solution, followed by a few drops of silver nitrate solution.
A white precipitate formed.

Why is it necessary to add dilute nitric acid in this test?

(1)

- A To neutralise the solution
- B Nitrate ions are needed for the test to work
- C To make sure that no carbonate ions are present
- D The test only works in alkaline conditions

(d) Sodium hydroxide solution is used to identify some cations present in compounds.

- (i) Sodium hydroxide solution is warmed with a solution of ammonium ions. Ammonia gas is given off.

Describe the test to show the gas is ammonia.

(2)

- (ii) Sodium hydroxide solution is also used to distinguish between iron(II) ions, Fe^{2+} and iron(III) ions, Fe^{3+} , in solution.

You are given a solution containing iron(II) ions and another solution containing iron(III) ions.


Describe what is seen when sodium hydroxide solution is added to each of these solutions.

(2)

- (iii) Iron(III) ions, Fe^{3+} , react with hydroxide ions in solution to form iron(III) hydroxide.

Complete the ionic equation for this reaction.

(1)



(Total for Question 5 = 10 marks)

6 This question is about properties of materials.

(a) Figure 6 shows some properties of steel and Kevlar®.

property	steel	Kevlar®
density / g cm ⁻³	7.85	1.44
relative strength	1	5
flexibility	low	high
resistance to corrosion	low	high

Figure 6

Body armour, such as a bullet-proof vest, could be manufactured using either of these materials.

Explain **two** reasons why Kevlar® is preferred to steel as the material for body armour.

(4)

.....

.....

.....

.....

.....

.....

.....

.....

.....

(b) The use of nanoparticles has increased in recent years.

(i) The length of one side of a cube of silver is 2 cm as shown in Figure 7.

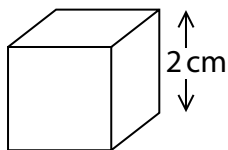


Figure 7

Calculate the surface area to volume ratio of this cube of silver.

(3)

surface area to volume ratio =

(ii) Suggest an explanation of why a given mass of silver is more effective as a catalyst when used as nanoparticles rather than in a powder form.

(3)

.....

.....

.....

.....

.....

.....

.....


(Total for Question 6 = 10 marks)

- 7 A student investigated the rate of reaction between dilute hydrochloric acid and marble chips (calcium carbonate).

Calcium chloride, carbon dioxide and water are formed.

- (a) Complete and balance the equation for the reaction.

(2)



DO NOT WRITE IN THIS AREA

DO NOT WRITE IN THIS AREA

DO NOT WRITE IN THIS AREA

DO NOT WRITE IN THIS AREA

DO NOT WRITE IN THIS AREA

DO NOT WRITE IN THIS AREA

(b) The student investigated the rate by using different sizes of marble chips. In their investigation, the same mass of marble chips was used in each experiment.

The volume of gas given off was measured.

The graph in Figure 8 shows the results.

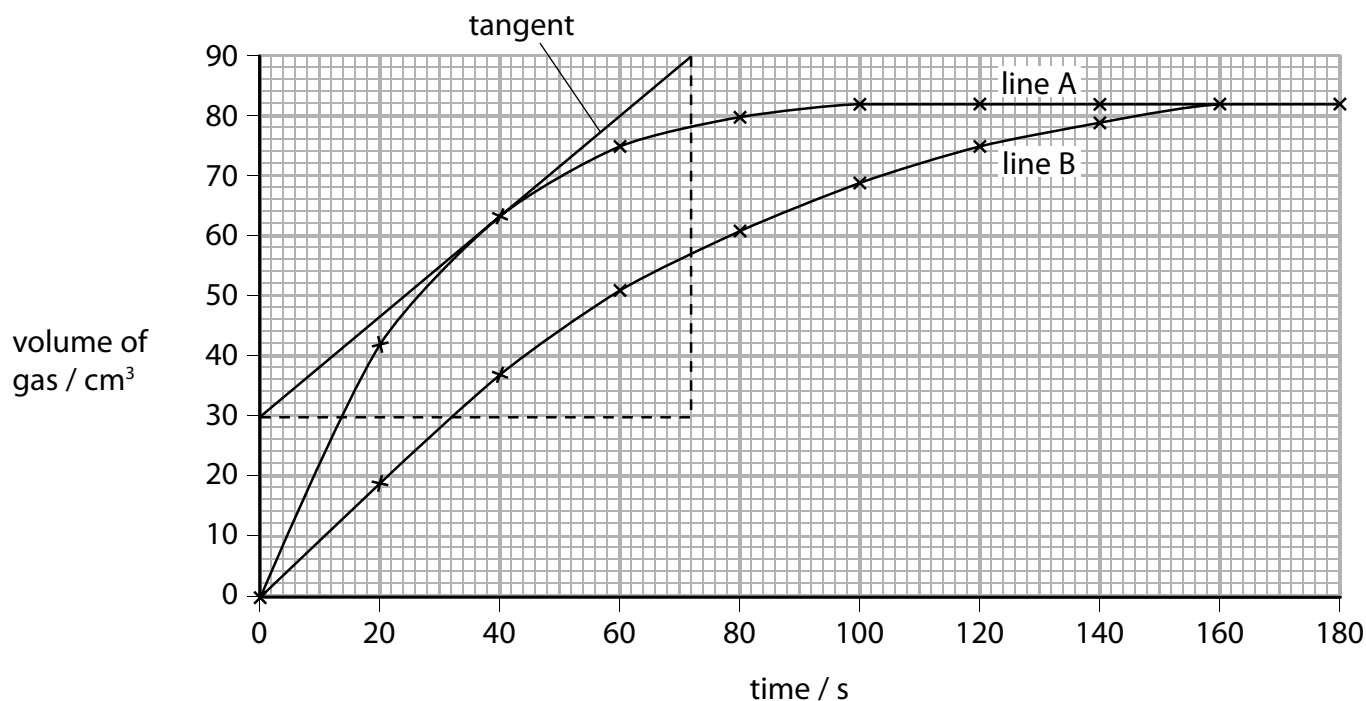


Figure 8

(i) State how the graph shows that line B gives the results for the larger marble chips.

(1)

(ii) A tangent has been drawn on line A.

Calculate the rate of reaction at this point.

(2)

rate of reaction = cm³ s⁻¹

(c) During any reaction, reactants are used up and the rate of reaction decreases.

Explain, in terms of particles, why the rate of reaction decreases.

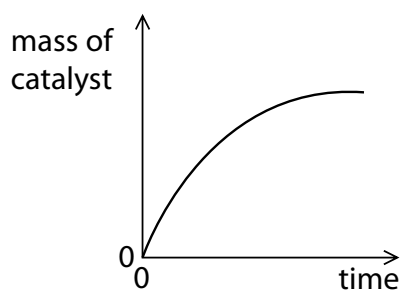
(2)

(d) The decomposition of hydrogen peroxide is catalysed by adding a small amount of manganese(IV) oxide.

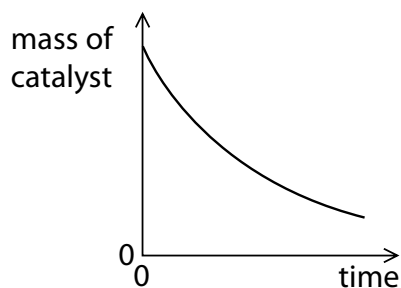
Which of these graphs shows the mass of the catalyst as the reaction takes place?

(1)

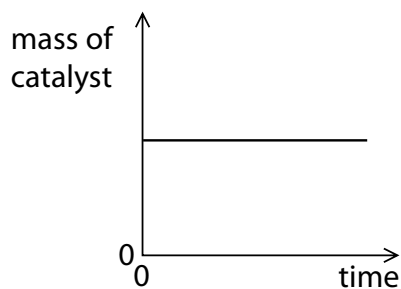
A



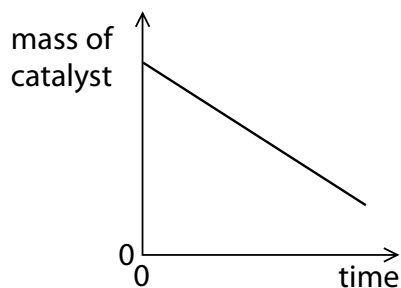
B



C



D



(e) Two gases, **X** and **Y**, react to give a gaseous product **Z**.

The reaction is carried out under two different sets of conditions in experiments 1 and 2 as shown in Figure 9.

condition	experiment 1	experiment 2
temperature/°C	30	20
pressure/atm	1	2

Figure 9

Explain why it is not possible to predict what the rate of Experiment 2 will be compared with Experiment 1.

(3)

.....

.....

.....

.....

.....

.....

.....

(Total for Question 7 = 11 marks)

- 8 The elements chlorine, bromine and iodine are part of group 7 in the periodic table.
- (a) The appearances of chlorine, bromine and iodine at room temperature are shown in Figure 10.

halogen	appearance
chlorine	green gas
bromine	red-brown liquid
iodine	grey solid

Figure 10

Astatine is the element below iodine in group 7.

Predict the appearance of astatine.

(1)

- *(b) The order of reactivity of chlorine, bromine and iodine can be determined by carrying out displacement reactions.

Explain how displacement reactions can be used to show the reactivity of these three elements.

(6)

DO NOT WRITE IN THIS AREA

DO NOT WRITE IN THIS AREA

DO NOT WRITE IN THIS AREA

(c) When iron wool is heated in bromine vapour, it reacts to form iron bromide.

(i) In an experiment, 5.60 g of iron reacted exactly with 24.0 g of bromine, Br₂.

[relative atomic masses: Fe = 56.0, Br = 80.0]

Determine, using this information, the balanced equation for the reaction between iron and bromine.

You must show your working.

(4)

(ii) When iron reacts with bromine, bromide ions are formed.

Explain the type of reaction bromine atoms undergo when they are converted to bromide ions.

(2)

.....

.....

.....

.....

(Total for Question 8 = 13 marks)

- 9 (a) A student carried out an experiment to prove that candle wax, a hydrocarbon, produces carbon dioxide and water vapour when it burns.

The equipment used is shown in Figure 11.

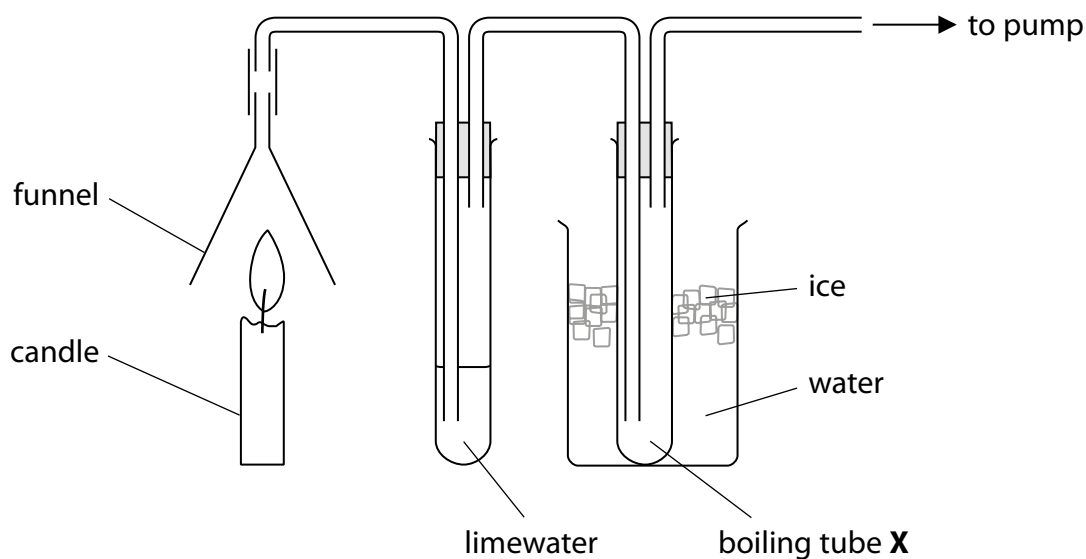


Figure 11

The gas produced from the burning candle is drawn through the apparatus. The limewater turned milky showing that carbon dioxide had been formed.

A small amount of a colourless liquid condensed in boiling tube X.

The student claimed that this proved that burning candle wax produced water. The teacher said the apparatus had been set up incorrectly and therefore this conclusion about water was not valid.

Explain how the student could modify the equipment to prove that water is produced by burning candle wax.

(2)

.....

.....

.....

.....

*(b) Polymers are addition or condensation polymers.

Polymers can be formed by using the monomers shown in Figure 12.

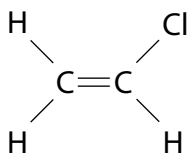
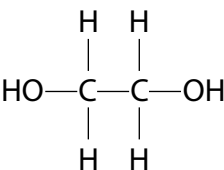
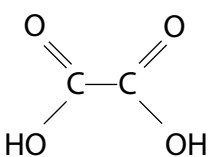
monomer	structure
chloroethene	
ethane-1,2-diol	
ethanedioic acid	

Figure 12

Explain, using appropriate monomers from Figure 12, how different polymers can be formed.

(6)

.....

.....

.....

.....

.....

.....

.....

.....

.....

.....

.....

.....

.....

.....

.....

.....

.....

.....

.....

.....

.....

.....

.....

(c) An alcohol **A**, with molecular formula C_2H_5OH is oxidised to a compound **B** with molecular formula $C_2H_4O_2$.

(i) Compound **B** is not an alcohol and is a member of another homologous series.

State the name of this homologous series.

(1)

(ii) Draw the structure of a molecule of compound **A** and a molecule of compound **B**, showing all covalent bonds.

(2)

Compound **A**

Compound **B**

(Total for Question 9 = 11 marks)

10 (a) Each of these substances forms ions in solution.

One mole of the following substances is dissolved in 1 dm³ of water.

Which solution contains the greatest number of ions?

(1)

- A ammonium sulfate, (NH₄)₂SO₄
- B iron(III) chloride, FeCl₃
- C magnesium nitrate, Mg(NO₃)₂
- D potassium bromide, KBr

(b) When sodium hydroxide solution is neutralised with an acid there is a temperature change.

A student is given dilute hydrochloric acid and dilute ethanoic acid of the same concentration in mol dm⁻³.

Devise a plan to compare the temperature changes produced when sodium hydroxide solution is neutralised with each of these two acids.

(4)

.....

.....

.....

.....

.....

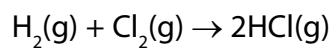
.....

.....

.....

.....

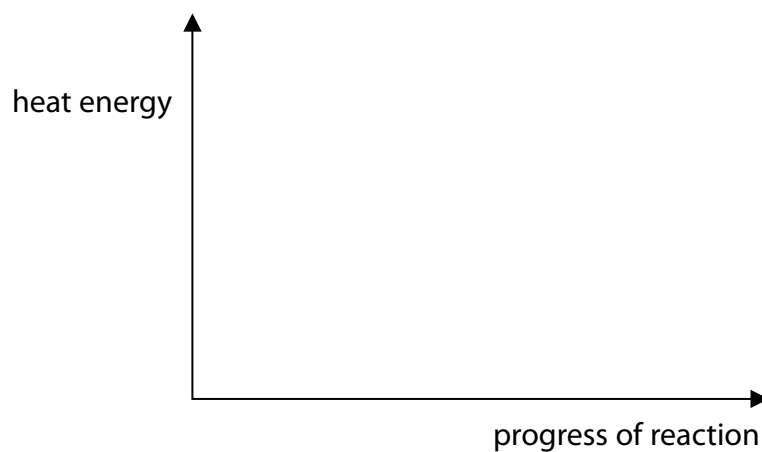
(c) Hydrogen reacts with chlorine to form hydrogen chloride.



The reaction is exothermic.

Draw and label the reaction profile diagram for this reaction, identifying the activation energy.

(3)

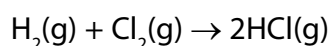


(d) The energies of some bonds are shown in Figure 13.

bond	energy of bond / kJ mol ⁻¹
H—H	436
Cl—Cl	243
H—Cl	432

Figure 13

Hydrogen reacts with chlorine to form hydrogen chloride.



Calculate the energy change, in kJ mol⁻¹, for the reaction of 1 mol of hydrogen gas, H₂, with 1 mol of chlorine gas, Cl₂, to form 2 mol of hydrogen chloride gas, HCl.

(4)

energy change = kJ mol⁻¹

(Total for Question 10 = 12 marks)

TOTAL FOR PAPER = 100 MARKS

The Periodic Table of the Elements

	1	2	3	4	5	6	7	0	
	7 Li lithium 3	9 Be beryllium 4	11 Na sodium 11	12 C carbon 6	13 Al aluminium 13	14 N nitrogen 7	15 O oxygen 8	16 F fluorine 9	18 Ar argon 18
	19 K potassium 19	20 Ca calcium 20	23 Sc scandium 21	24 Ti titanium 22	25 V vanadium 23	26 Cr chromium 24	27 Mn manganese 25	28 Fe iron 26	29 Co cobalt 27
	37 Rb rubidium 37	38 Sr strontium 38	39 Y yttrium 39	40 Zr zirconium 40	41 Nb niobium 41	42 Mo molybdenum 42	43 Tc technetium 43	44 Ru ruthenium 44	45 Rh rhodium 45
	55 Cs caesium 55	56 Ba barium 56	57 La* lanthanum 57	72 Hf hafnium 72	73 Ta tantalum 73	74 W tungsten 74	75 Re rhenium 75	76 Os osmium 76	77 Ir iridium 77
	[223] Fr francium 87	[226] Ra radium 88	[227] Ac* actinium 89	104 Rf rutherfordium 104	105 Db dubnium 105	106 Sg seaborgium 106	107 Bh bohrium 107	108 Hs hassium 108	109 Mt meitnerium 109
	133 Cs caesium 55	137 Ba barium 56	139 La* lanthanum 57	178 Hf hafnium 72	181 Ta tantalum 73	184 W tungsten 74	186 Re rhenium 75	190 Os osmium 76	192 Ir iridium 77
	85 Rb rubidium 37	88 Sr strontium 38	89 Y yttrium 39	91 Zr zirconium 40	93 Nb niobium 41	96 Mo molybdenum 42	[98] Tc technetium 43	101 Ru ruthenium 44	103 Rh rhodium 45
	119 Sr strontium 38	120 Y yttrium 39	121 Zr zirconium 40	122 Nb niobium 41	123 Mo molybdenum 42	124 Tc technetium 43	125 Ru ruthenium 44	126 Rh rhodium 45	127 Pd palladium 46
	115 In indium 49	116 Sn tin 50	117 Pb lead 82	118 Tl thallium 81	119 Pb lead 82	120 Bi bismuth 83	121 Po polonium 84	122 At astatine 85	123 Rn radon 86
	101 Ag silver 47	102 Cd cadmium 48	103 In indium 49	104 Sn tin 50	105 Pb lead 82	106 Bi bismuth 83	107 Po polonium 84	108 At astatine 85	109 Rn radon 86
	65 Zn zinc 30	66 Ga gallium 31	67 Ge germanium 32	68 As arsenic 33	69 Se selenium 34	70 Br bromine 35	71 Kr krypton 36	72 Xe xenon 54	73 Rn radon 86
	27 Al aluminium 13	28 Si silicon 14	29 P phosphorus 15	30 S sulfur 16	31 Cl chlorine 17	32 Ar argon 18	33 Kr krypton 36	34 Xe xenon 54	35 Rn radon 86
	11 B boron 5	12 C carbon 6	13 N nitrogen 7	14 O oxygen 8	15 F fluorine 9	16 Ne neon 10	17 He helium 2	18 Ne neon 10	19 Ar argon 18
	1 H hydrogen 1	2 He helium 2	3 Li lithium 3	4 Be beryllium 4	5 B boron 5	6 C carbon 6	7 N nitrogen 7	8 O oxygen 8	9 F fluorine 9
	<p>Key</p> <p>relative atomic mass atomic symbol name atomic (proton) number</p>								
	<p>Elements with atomic numbers 112-116 have been reported but not fully authenticated</p>								

* The lanthanoids (atomic numbers 58-71) and the actinoids (atomic numbers 90-103) have been omitted.

The relative atomic masses of copper and chlorine have not been rounded to the nearest whole number.

DO NOT WRITE IN THIS AREA

DO NOT WRITE IN THIS AREA

DO NOT WRITE IN THIS AREA